Appendix G
Sound and Flicker Modelling Reports

Lingan Wind Farm Expansion Shadow Flicker Assessment

1 Introduction

Dillon Consulting Limited (Dillon) has been retained by Sprott Power to carry out a shadow flicker assessment for the proposed Lingan Wind Farm Expansion. The Lingan wind farm currently has seven Enercon E70 turbines in operation. The proposed expansion will add another six turbines including one E48 and five E82 turbines. Their respective rotor diameters and hub heights are listed in Table 1.

The purpose of shadow flicker assessment is to quantify the impact of shadow flicker casting on the windows of nearby dwellings in terms of modelled shadow hours per year and minutes per day at the Lingan Wind Farm.

2 Overview of Shadow Flicker

Shadow flicker refers to the flickering effect [1] caused when rotating turbine blades periodically cast shadows over neighbouring properties as they turn during periods of bright sunshine, through constrained openings such as windows and doors. The magnitude of shadow flicker varies both spatially and temporally and depends on a number of environmental conditions coinciding at any particular point in time, including the position of the sun, wind conditions, cloudiness, and position of the turbine to a sensitive receptor [1].

Shadow flicker can be quantified using either the "worst-case" scenario or the "real-case" scenario. The worst-case scenario considers only the orientation of turbines and receptors, assuming that the sun is shining all the time as long as the sun is above horizon. The real case scenario considers the on-site wind conditions, sunshine climate and turbine availability to account for variations in sunlight due to cloud cover and wind directions.

Most Canadian jurisdictions including Nova Scotia do not have shadow flicker regulation in place. However, Halifax Regional Municipality in its Draft HRM Wind Energy Generation Plan [2] refines the shadow flicker definition to a "*pulsing change in light intensity*" and outlines the various approaches adopted in three Environmental Statements:

- *"The Danish Wind Energy Association reports that shadow flicker does not need to be assessed at distances more than 500 – 1000 metres from a wind turbine.*
- *Environmental assessments for other wind farms (e.g., by Renewable Energy Systems for the Meikle Carewe project in Aberdeenshire, Scotland) state that shadow flicker is only a potential problem at closer than 10 rotor diameters to the turbine.*

- *The ministry for the Environment of Schleswig-Holstein, a northern German region with more than 1,000 MW of installed wind power, recommend the use of flicker timer if more than 30 hours of theoretical flicker occurs per year."*

German guidelines recommend 30 hours per year or 30 minutes per day of worst-case shadow flicker and Denmark recommends that maximum 10 hours per year allowed at neighbouring dwellings with average cloud cover [1].

3 Approach

Dillon used the shadow flicker module of WindFarm which is one of the most used in the industry [1]. This module calculates times throughout a year when turbine rotor disc viewed from the window of a house is in line with the sun and therefore the potential for shadow flicker exists [3]. It assumes the sun is always shining and that the rotor is always turning and facing the viewer (worst-case). It also takes earth curvature and topographic elevation into consideration. The inputs to the module include:

(1) Wind farm layout (Table 1) and turbine specifications as provided by Sprott Power
(2) Receptor locations as provided by Sprott Power
(3) Receptor is represented as "greenhouse" using a 1.5 m x 1.5 m window with the bottom edge of 1 m above the ground
(4) Terrain contours derived from 1:50k scale DEM data set (www.geobase.ca)
(5) Site latitude and longitude
(6) Maximum distance of shadow influence of 1 km
(7) Minimum sun height of 3° of shadow influence

In real-case scenario, the reduction of shadow flicker effect due to the following factors should be considered:

(1) Cloudiness
(2) Downtime of turbines
(3) Wind directions resulting in turbine blades rotating in parallel to receptor
(4) Natural obstructions caused by trees, buildings, terrain and etc.

The cloudiness is quantified using the probability of sunshine, i.e., percent of daylight hours with expected sunshine, as reported by Environment Canada data, and shown in Table 2.

The turbines are not operational when the wind speeds are below cut-in and above cut-out wind speeds, and /or during the maintenance periods. The yawing of wind turbines, thus the shadow of the turbine blades is dictated by the wind direction at the site. The wind speed and direction distribution at hub height is exhibited in Figure 1. The natural obstructions due to vegetations or other structures have not been considered in this assessment for the "real-case" scenario.

Table 1: Lingan Wind Farm Layout

Turbine ID	Location (UTM, NAD83)		Turbine Model	Hub Height (m)	Rotor Diameter (m)	Note
	Easting	Northing				
T-1	729,050	5,125,296	E-70	64	71	Existing
T-2	728,794	5,125,268	E-70	64	71	Existing
T-3	728,638	5,125,318	E-70	64	71	Existing
T-4	728,255	5,125,586	E-70	64	71	Existing
T-5	727,976	5,125,684	E-70	64	71	Existing
T-6	651,959	5,125,812	E-70	64	71	Existing
T-7	727,307	5,125,749	E-70	64	71	Existing
T-8	727,967	5,125,358	E-82	78	82	Expansion
T-9	727,848	5,125,867	E-48	76	48	Expansion
T-10	728,307	5,125,281	E-92	78	82	Expansion
T-11	727,635	5,125,464	E-92	78	82	Expansion
T-12	726,758	5,125,702	E-92	78	82	Expansion
T-13	726,915	5,126,043	E-92	78	82	Expansion

Table 2: Probability of Monthly Sunshine at Lingan Wind Farm Site

Month	**Sunshine Probability**
January	15%
February	25%
March	31%
April	36%
May	40%
June	41%
July	53%
August	52%
September	46%
October	32%
November	18%
December	13%

Figure 1: Wind Direction and Speed Distribution at the Site

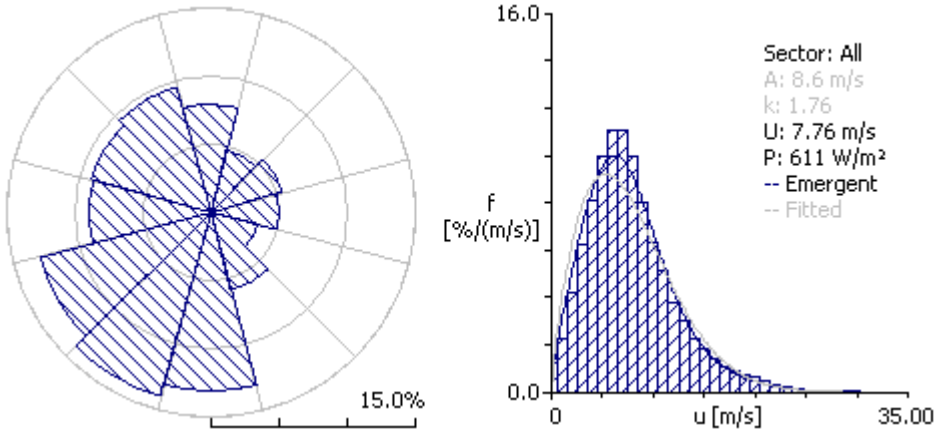

4 Results

28 receptors within 1 km of any turbines at Lingan Wind Farm have been considered in this analysis. Worst-case and real-case shadow flicker assessment results for each receptor are presented in Tables 3. A contour map showing the worst-case shadow flicker greater than 30 hours per year is presented in Figure 2. The worst-case maximum shadow flicker is 42.8 hours per year at R26. The real-case maximum shadow flicker is 12.66 hours per year at R17.

Potential mitigation measures to reduce shadow flicker exposure include installation of blinds in affected properties, introduction of screening of wind turbines by landscaping and vegetation planting, and implementation of turbine shut-down strategy if necessary.

Table 3: Shadow Flicker Results for the Expansion

Receptor	Location (UTM NAD83)		Worst-Case				Real-Case
	Easting (m)	Northing (m)	Days per year	Maximum hours per day	Mean hours per day	Total hours per year	Total Hours per year
R1	726172	5126164	96	0.48	0.37	35.10	7.24
R2	726205	5126151	105	0.50	0.37	39.40	8.05
R3	726202	5126091	90	0.52	0.39	35.20	8.23
R4	726206	5126059	88	0.53	0.40	35.00	8.82
R5	726143	5126061	78	0.49	0.37	29.00	7.69
R6	726115	5125970	74	0.49	0.37	27.10	8.11
R7	725848	5126021	30	0.37	0.29	8.60	2.13
R8	725867	5126018	30	0.37	0.29	8.80	2.20
R9	725915	5126016	59	0.39	0.29	17.20	4.95
R10	725940	5126012	60	0.40	0.30	18.00	5.20
R11	725982	5126011	64	0.42	0.31	19.80	5.73
R12	726167	5126019	81	0.51	0.38	31.00	8.69
R13	726185	5126013	84	0.53	0.39	32.60	9.20
R14	725842	5125967	28	0.37	0.30	8.30	2.16
R15	725899	5125941	31	0.39	0.30	9.40	2.47
R16	725795	5125962	27	0.35	0.28	7.60	2.01
R17	726266	5125956	95	0.61	0.45	42.40	**12.66**
R18	725945	5125956	61	0.41	0.30	18.40	5.55
R19	726003	5125949	65	0.43	0.32	20.90	6.36
R20	726211	5125956	87	0.56	0.41	35.60	10.75
R21	725783	5125924	27	0.35	0.28	7.50	2.04
R22	725769	5125879	0	0.00	0.00	0.00	0.00
R23	726150	5125886	80	0.53	0.39	30.90	9.92
R24	725821	5125835	28	0.37	0.29	8.10	2.57
R25	726244	5126020	91	0.57	0.43	39.00	10.48
R26	726208	5126163	118	0.50	0.36	**42.80**	8.30
R27	726165	5126129	87	0.49	0.37	32.30	7.24
R28	726205	5126102	93	0.52	0.39	36.00	8.17

Figure 2: Worst-Case Shadow Flicker Contour Map

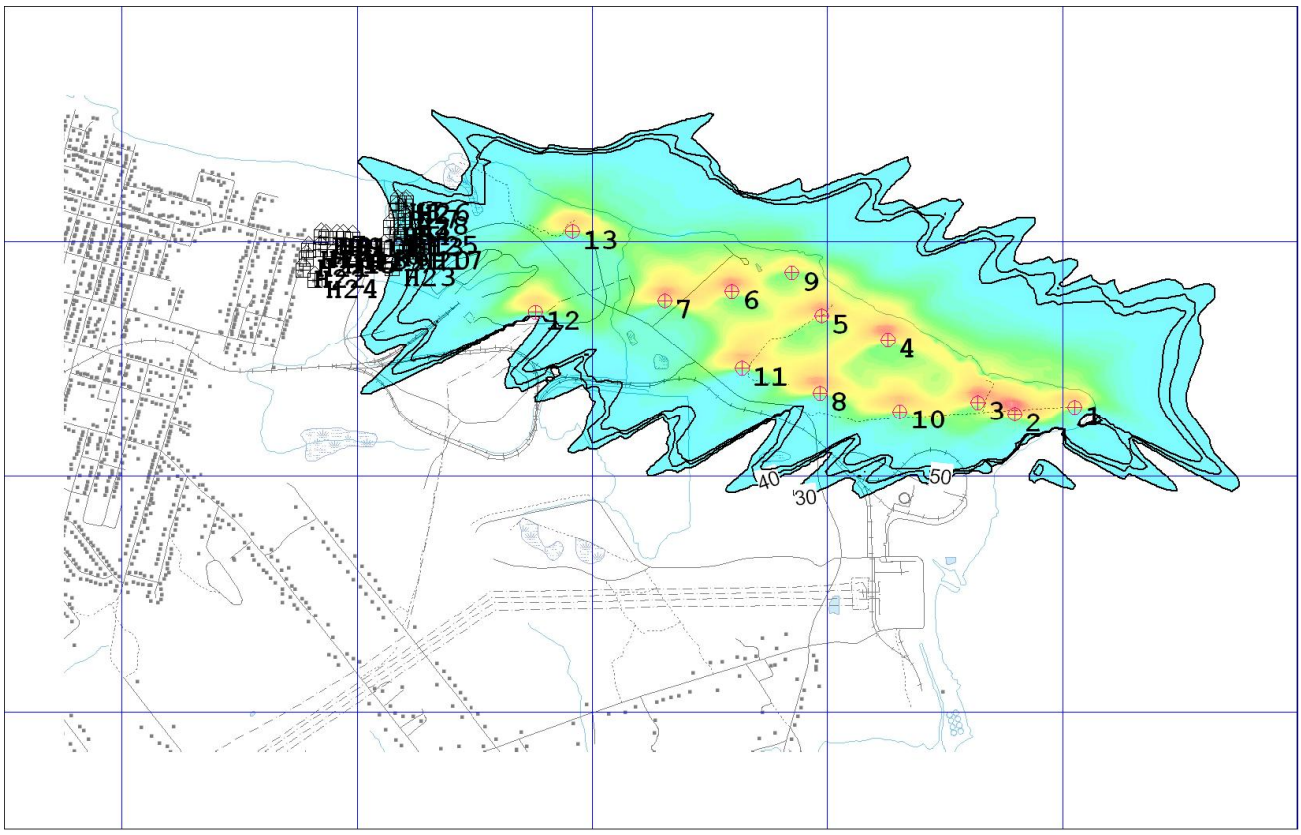

5 References

[1] UK Department of Energy and Climate Change, Update of UK Shadow Flicker Evidence Base, Final Report, Prepared by Parsons Brinckerhoff, Accessed on October 17, 2011 from

[2] Halifax Regional Municipality, 2006, Draft HRM Wind Energy Generation Plan, Prepared by Jacques Whitford. Accessed on October 17, 2011 from http://www.halifax.ca/regionalplanning/documents/HRMWindEnergyStudyReport.DOC

[3] WindFarm User Manual, Shadow Flicker, Release 4.1, ReSoft Ltd.

MEMO

TO: Scott McMillan

FROM: Amir A. Iravani

DATE: June 11, 2012

SUBJECT: Lingan Wind Farm – Preliminary Noise Modelling Results

OUR FILE: **115625 – 2000**

This memorandum summarizes the results of a preliminary noise modelling completed for the proposed expansion of the Lingan Wind Farm.

The information used in the acoustic modelling, including sound power levels for turbines (Enercon models e48,e70 and e82) and substation transformer, as well as UTM coordinates for noise sources are summarized in Tables 1 and 2, respectively.

Table 1 – Sound Power Spectra for Dominant Noise Sources – Lingan Wind Farm

Noise Source		Octave Spectrum (dBA)								Overall**		Data Source
Description	ID	63	125	250	500	1000	2000	4000	8000	A	Lin	
Enercon e82 for 10 m/s winds	E82ms10	87.2	94.8	93.9	96.7	98.5	94.2	82.7	75.4	103.1	115.8	Kotter Consulting Engineers
Enercon e82 for 9 m/s winds	E82ms9	86.7	94.7	94.4	97.4	98.8	93.9	81.6	73.5	103.4	115.5	Kotter Consulting Engineers
Enercon e82 for 8 m/s winds	E82ms8	85.5	93.1	94.5	98.1	98.4	92.1	79.3	73.3	103.1	114.4	Kotter Consulting Engineers
Enercon e82 for 7 m/s winds	E82ms7	85.1	92.4	93.8	97.2	97.3	91	78.1	74	102.2	113.8	Kotter Consulting Engineers
Enercon e82 for 6 m/s winds	E82ms6	84.2	89.9	91.3	95	95.2	88.3	75.1	74.7	99.9	112.3	Kotter Consulting Engineers
Enercon e70 for 10 m/s winds	E70ms10	88.2	96.8	99.3	97.9	96.4	93.1	86.2	78.6	104.3	117.4	Wind Consult - noise test report
Enercon e70 for 9 m/s winds	E70ms9	85.9	94.8	99	98.8	94.2	89.5	85.3	81.8	103.6	115.6	Wind Consult - noise test report
Enercon e70 for 8 m/s winds	E70ms8	86	94.3	97.3	96.2	93.8	89.9	83.1	76.6	102.1	115.1	Wind Consult - noise test report
Enercon e70 for 7 m/s winds	E70ms7	83.6	90.8	95.4	95	90.5	85.5	81.6	78.7	99.9	112.5	Wind Consult - noise test report
Enercon e70 for 6 m/s winds	E70ms6	81	88.7	93.6	92.6	87.7	83	78	74.8	97.7	110.2	Wind Consult - noise test report
Enercon e48 for 10 m/s winds	E48ms10	86.7	95.1	97.6	96.2	94.7	91.5	84.7	77.2	102.6	115.37	Extrapolated from E72 data
Enercon e48 for 9 m/s winds	E48ms9	85	93.8	97.9	97.8	93.2	88.5	84.4	80.9	102.5	114.37	Extrapolated from E72 data

Noise Source		Octave Spectrum (dBA)								Overall**		Data Source
Description	ID	63	125	250	500	1000	2000	4000	8000	A	Lin	
Enercon e48 for 8 m/s winds	E48ms8	85.8	94.1	97.1	96	93.6	89.7	82.9	76.4	101.9	114.87	Extrapolated from E72 data
Enercon e48 for 7 m/s winds	E48ms7	84.8	92.1	96.7	96.3	91.8	86.7	82.7	79.8	101.3	114.08	Extrapolated from E72 data
Enercon e48 for 6 m/s winds	E48ms6	81.9	89.7	94.7	93.6	88.7	83.9	78.9	75.6	98.8	111.44	Extrapolated from E72 data
Substation Transformer	TRS	66.4	78.5	81.0	86.4	83.6	79.8	74.6	65.5	90	98.6*	PTI Field Measurement data

Note:
* A 5 dB tonal penalty was added to the noise level from the transformer.
** The overall sound levels are presented in A-weighted ("A") and Linear ("lin")

For all wind turbine models e48, e70 and e82, the octave band sound power levels corresponding to wind speed of 10 m/s at 10m above ground was used.

Table 2 – Noise Source Coordinates

Turbine ID	Turbine Type and Wind Speed	Turbine PWL (dBA)	Coordinates			Hub Height (m)
			UTM - X (m)	UTM - Y (m)	Elv. (m)	
T1	Enercon e70 for 10 m/s winds	104.3	729039	5125300	89	64
T2	Enercon e70 for 10 m/s winds	104.3	728820	5125274	93.81	64
T3	Enercon e70 for 10 m/s winds	104.3	728653	5125378	90.99	64
T4	Enercon e70 for 10 m/s winds	104.3	728283	5125560	83.81	64
T5	Enercon e70 for 10 m/s winds	104.3	728017	5125683	81.14	64
T6	Enercon e70 for 10 m/s winds	104.3	727593	5125788	83.41	64
T7	Enercon e70 for 10 m/s winds	104.3	727284	5125754	88.51	64
T8	Enercon e82 for 10 m/s winds	103.1	727967	5125358	108	78
T9	Enercon e48 for 10 m/s winds	102.6	727848	5125867	88.58	76
T10	Enercon e82 for 10 m/s winds	103.1	728307	5125281	108	78
T11	Enercon e82 for 10 m/s winds	103.1	727635	5125464	113	78
T12	Enercon e82 for 10 m/s winds	103.1	726758	5125702	113	78
T13	Enercon e82 for 10 m/s winds	103.1	726915	5126043	100.22	78

Turbine ID	Turbine Type and Wind Speed	Turbine PWL (dBA)	Coordinates			Hub Height (m)
			UTM - X	UTM - Y	Elv.	
			(m)	(m)	(m)	
TRS	Transformer	90.0	727990	5125170	25.44	2

Daytime/nighttime worst-case noise emission scenarios at each POR were modeled using CADNA/A software program from DataKustik GmbH. The outdoor noise propagation model is based on ISO 9613, Part 1: Calculation of the absorption of sound by the atmosphere, 1993 and Part 2: General method of calculation (ISO-9613-2: 1996). The model is capable of incorporating various site specific features, such as elevation, berms, adsorptive grounds, and barriers to accurately predict noise levels at specific receptors, pertaining to noise emissions from a particular source(s).

The following model input parameters / assumptions were incorporated in the acoustic modelling:

- Default atmospheric conditions were used (i.e., temperature of 10°C and a relative humidity of 70%);
- A ground adsorption coefficient of 0.70 was used, which is representative vegetated areas surrounding the wind farm;
- Conservatively, a third order reflection was applied for all sources; and,
- Where applicable a receptor height of 4.5 m (i.e., two storey receptors) was used for the purposes of this assessment. For single-storey dwellings, a receptor height of 1.5 m was used.

The predicted receptor sound levels associated with the operation of the wind farm corresponding to 6 m/s scenario are presented in Table 3. The noise level contours from CADNA/A noise modelling is presented in Figure 1. CADNA/A output results are presented in the Attachment 1.

The modelling results indicate that the receptor sound levels associated with the operation of the wind farm for wind speed of 10m/s (at 10m above ground) are less than 40 dBA.

Table 3 – Acoustic Summary Table

Receptor		Coordinates			Receptor Height (m)	Receptor Noise Level (dBA)
		UTM - X	UTM - Y	Elv.		
ID	Civic ID	(m)	(m)	(m)		
R1	3159	726115	5125970	21.92	4.5	38.6
R2	3230	725848	5126021	31.49	4.5	36.1
R3	3239	725867	5126018	30.87	4.5	36.3
R4	3258	725915	5126016	29.11	4.5	36.7
R5	3273	725940	5126012	28.22	4.5	36.9
R6	3282	725982	5126011	26.47	4.5	37.2
R7	3307	726185	5126013	20.73	4.5	39.2
R8	3406	725842	5125967	32.99	4.5	36.1
R9	3412	725899	5125941	30.23	4.5	36.6
R10	3416	725795	5125962	34.99	4.5	35.8
R11	3430	725945	5125956	28.52	4.5	37
R12	3466	726211	5125956	23.25	4.5	39.7
R13	3525	725783	5125924	35.75	4.5	35.7
R14	3633	725769	5125879	35.9	4.5	35.6
R15	3636	726150	5125886	25.88	4.5	39.1
R16	3756	725821	5125835	33.2	4.5	36.1
R17	46421	726244	5126020	22.11	4.5	39.9
R18	2793	726172	5126164	12.58	1.5	36.8
R19	2828	726205	5126151	13.49	1.5	37.2
R20	3026	726202	5126091	15.59	1.5	37.4
R21	3111	726206	5126059	16.67	1.5	37.6
R22	3126	726143	5126061	16.12	1.5	36.9
R23	3300	726167	5126019	17.41	1.5	37.2
R24	3427	726266	5125956	21.04	1.5	38.3
R25	3453	726003	5125949	23.39	1.5	35.7
R26	46677	726208	5126163	13.02	1.5	37.1
R27	46679	726165	5126129	13.6	1.5	36.8
R28	46680	726205	5126102	15.36	1.5	37.4

Figure 1 – Noise Level Contours – Lingan Wind Farm
(10 m/s wind speed at 10m)

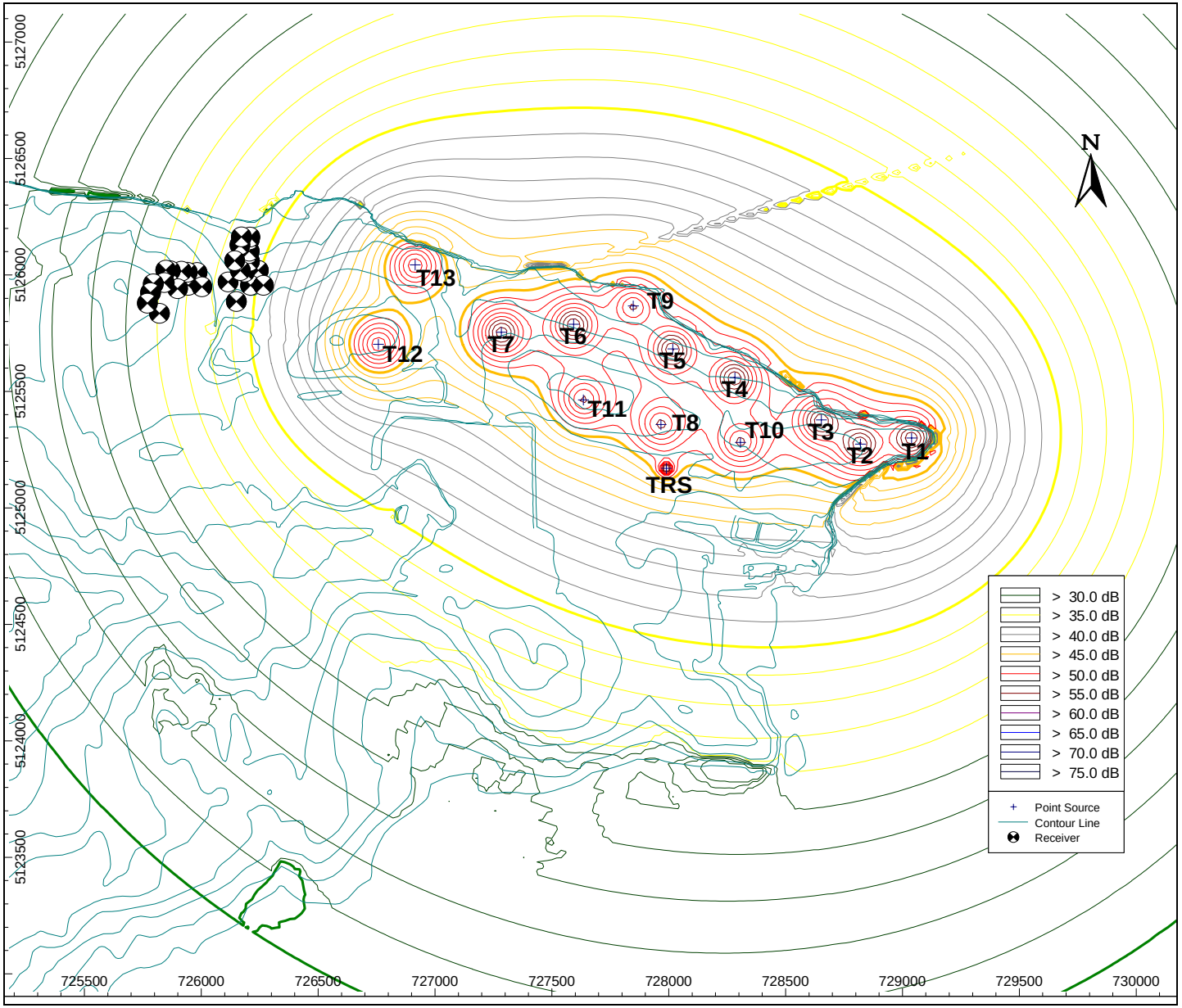

ATTACHMENT 1

Calculations – CADNA/A Output

Receiver: 46421
ID: R17
X: 726244
Y: 5126020
Z: 22.11
Ground: 17.61

Description	ID	X	Y	Z	Ground	ReflOrd	LxT	LxN	L/A	Dist.	hm	Freq	Adiv	K0b	Agr	Abar	z	Aatm	Afol	Ahous	Cmet	CmetN	Dc	RL	LtotT	LtotN
Turbine	T12	726758	5125702	113	35	0	103.1	103.1	1	611.21	38.68	0	66.72	0	-0.46	0	0	1.69	0	0	0	0	0	0	35.19	35.19
Turbine	T13	726915	5126043	100.22	22.22	0	103.1	103.1	1	675.92	39.2	0	67.6	0	-0.45	0	0	1.84	0	0	0	0	0	0	34.15	34.15
Turbine	T7	727284	5125754	88.51	24.51	0	104.3	104.3	1	1075.53	30.34	0	71.63	0	-0.1	0	0	1.93	0	0	0	0	0	0	30.86	30.86
Turbine	T6	727593	5125788	83.41	19.41	0	104.3	104.3	1	1370.18	29.76	0	73.74	0	-0.06	0	0	2.33	0	0	0	0	0	0	28.31	28.31
Turbine	T11	727635	5125464	113	35	0	103.1	103.1	1	1500.76	38.83	0	74.53	0	-0.28	0	0	3.44	0	0	0	0	0	0	25.45	25.45
Turbine	T5	728017	5125683	81.14	17.14	0	104.3	104.3	1	1805.71	29.12	0	76.13	0	-0.01	0	-0.14	2.88	0	0	0	0	0	0	25.32	25.32
Turbine	T9	727848	5125867	88.58	12.58	0	102.6	102.6	1	1612.65	35.46	0	75.15	0	-0.04	0	0	2.65	0	0	0	0	0	0	24.88	24.88
Turbine	T4	728283	5125560	83.81	19.81	0	104.3	104.3	1	2091.15	29.3	0	77.41	0	0	0	-0.07	3.21	0	0	0	0	0	0	23.7	23.7
Turbine	T8	727967	5125358	108	30	0	103.1	103.1	1	1847.8	35.5	0	76.33	0	-0.23	0	0	4	0	0	0	0	0	0	23.04	23.04
Turbine	T3	728653	5125378	90.99	26.99	0	104.3	104.3	1	2494.03	30.53	0	78.94	0	-0.15	0	-0.03	3.65	0	0	0	0	0	0	21.87	21.87
Turbine	T10	728307	5125281	108	30	0	103.1	103.1	1	2193.05	35.66	0	77.82	0	-0.18	0	-0.07	4.51	0	0	0	0	0	0	20.99	20.99
Turbine	T2	728820	5125274	93.81	29.81	0	104.3	104.3	1	2682.8	30.27	0	79.57	0	-0.2	0	-0.02	3.85	0	0	0	0	0	0	21.09	21.09
Turbine	T1	729039	5125300	89	25	0	104.3	104.3	1	2887.02	30.24	0	80.21	0	-0.25	0	-0.01	4.06	0	0	0	0	0	0	20.29	20.29
TRS	TRS	727989.92	5125169.89	25.94	23.44	0	90	90	1	1941.89	3.51	0	76.76	0	0.67	3.17	0.23	4.27	0	0	0	0	0	0	5.1	5.1

Limit. Value D/N: 0 0

Level D/N: 39.8903 39.8903

Receiver: 3466
ID: R12
X: 726211
Y: 5125956
Z: 23.25
Ground: 18.75

Description	ID	X	Y	Z	Ground	ReflOrd	LxT	LxN	L/A	Dist.	hm	Freq	Adiv	K0b	Agr	Abar	z	Aatm	Afol	Ahous	Cmet	CmetN	Dc	RL	LtotT	LtotN
Turbine	T12	726758	5125702	113	35	0	103.1	103.1	1	609.74	38.5	0	66.7	0	-0.46	0	0	1.69	0	0	0	0	0	0	35.21	35.21
Turbine	T13	726915	5126043	100.22	22.22	0	103.1	103.1	1	713.52	38.57	0	68.07	0	-0.44	0	0	1.92	0	0	0	0	0	0	33.58	33.58
Turbine	T7	727284	5125754	88.51	24.51	0	104.3	104.3	1	1093.8	29.8	0	71.78	0	-0.1	0	0	1.96	0	0	0	0	0	0	30.68	30.68
Turbine	T6	727593	5125788	83.41	19.41	0	104.3	104.3	1	1393.47	29.2	0	73.88	0	-0.06	0	-0.06	2.36	0	0	0	0	0	0	28.13	28.13
Turbine	T11	727635	5125464	113	35	0	103.1	103.1	1	1509.27	38.72	0	74.58	0	-0.28	0	-0.1	3.46	0	0	0	0	0	0	25.39	25.39
Turbine	T5	728017	5125683	81.14	17.14	0	104.3	104.3	1	1827.43	28.47	0	76.24	0	-0.01	0	-0.02	2.9	0	0	0	0	0	0	25.19	25.19
Turbine	T9	727848	5125867	88.58	12.58	0	102.6	102.6	1	1640.72	34.71	0	75.3	0	-0.04	0	-0.06	2.68	0	0	0	0	0	0	24.69	24.69
Turbine	T4	728283	5125560	83.81	19.81	0	104.3	104.3	1	2110.37	28.51	0	77.49	0	-0.01	0	-0.01	3.23	0	0	0	0	0	0	23.61	23.61
Turbine	T8	727967	5125358	108	30	0	103.1	103.1	1	1856.97	35.4	0	76.38	0	-0.23	0	-0.04	4.01	0	0	0	0	0	0	22.98	22.98
Turbine	T3	728653	5125378	90.99	26.99	0	104.3	104.3	1	2510.39	29.53	0	78.99	0	-0.15	0	-0.01	3.67	0	0	0	0	0	0	21.8	21.8
Turbine	T10	728307	5125281	108	30	0	103.1	103.1	1	2203.64	35.47	0	77.86	0	-0.18	0	-0.02	4.52	0	0	0	0	0	0	20.93	20.93
Turbine	T2	728820	5125274	93.81	29.81	0	104.3	104.3	1	2697.59	29.39	0	79.62	0	-0.2	0	0	3.87	0	0	0	0	0	0	21.03	21.03
Turbine	T1	729039	5125300	89	25	0	104.3	104.3	1	2903.83	29.12	0	80.26	0	-0.25	0	0	4.08	0	0	0	0	0	0	20.23	20.23
TRS	TRS	727989.92	5125169.89	25.94	23.44	0	90	90	1	1944.87	3.95	0	76.78	0	0.67	3.17	0.28	4.27	0	0	0	0	0	0	5.09	5.09

Limit. Value D/N: 0 0

Level D/N: 39.7006 39.7006

Receiver: 3307
ID: R7
X: 726185
Y: 5126013
Z: 20.73
Ground: 16.23

Description	ID	X	Y	Z	Ground	ReflOrd	LxT	LxN	L/A	Dist.	hm	Freq	Adiv	K0b	Agr	Abar	z	Aatm	Afol	Ahous	Cmet	CmetN	Dc	RL	LtotT	LtotN
Turbine	T12	726758	5125702	113	35	0	103.1	103.1	1	658.46	38.61	0	67.37	0	-0.45	0	0	1.8	0	0	0	0	0	0	34.42	34.42
Turbine	T13	726915	5126043	100.22	22.22	0	103.1	103.1	1	734.93	38.82	0	68.32	0	-0.43	0	0	1.97	0	0	0	0	0	0	33.28	33.28
Turbine	T7	727284	5125754	88.51	24.51	0	104.3	104.3	1	1131.14	29.68	0	72.07	0	-0.1	0	0	2.01	0	0	0	0	0	0	30.33	30.33
Turbine	T6	727593	5125788	83.41	19.41	0	104.3	104.3	1	1427.24	28.99	0	74.09	0	-0.06	0	0	2.41	0	0	0	0	0	0	27.88	27.88
Turbine	T11	727635	5125464	113	35	0	103.1	103.1	1	1553.19	38.18	0	74.82	0	-0.27	0	0	3.53	0	0	0	0	0	0	25.06	25.06
Turbine	T5	728017	5125683	81.14	17.14	0	104.3	104.3	1	1862.46	28.26	0	76.4	0	-0.01	0	-0.05	2.94	0	0	0	0	0	0	24.98	24.98
Turbine	T9	727848	5125867	88.58	12.58	0	102.6	102.6	1	1670.77	34.63	0	75.46	0	-0.04	0	0	2.72	0	0	0	0	0	0	24.49	24.49
Turbine	T4	728283	5125560	83.81	19.81	0	104.3	104.3	1	2147.28	28.41	0	77.64	0	-0.02	0	-0.03	3.27	0	0	0	0	0	0	23.43	23.43
Turbine	T8	727967	5125358	108	30	0	103.1	103.1	1	1900.57	34.8	0	76.58	0	-0.22	0	-0.06	4.08	0	0	0	0	0	0	22.7	22.7
Turbine	T3	728653	5125378	90.99	26.99	0	104.3	104.3	1	2549.35	29.55	0	79.13	0	-0.16	0	-0.01	3.71	0	0	0	0	0	0	21.64	21.64
Turbine	T10	728307	5125281	108	30	0	103.1	103.1	1	2246.4	34.87	0	78.03	0	-0.17	0	-0.03	4.58	0	0	0	0	0	0	20.7	20.7
Turbine	T2	728820	5125274	93.81	29.81	0	104.3	104.3	1	2737.64	29.31	0	79.75	0	-0.21	0	-0.01	3.91	0	0	0	0	0	0	20.87	20.87
Turbine	T1	729039	5125300	89	25	0	104.3	104.3	1	2942.51	29.19	0	80.37	0	-0.26	0	-0.01	4.12	0	0	0	0	0	0	20.09	20.09
TRS	TRS	727989.92	5125169.89	25.94	23.44	0	90	90	1	1992.13	3.71	0	76.99	0	0.69	3.16	0.28	4.35	0	0	0	0	0	0	4.79	4.79

Limit. Value D/N: 0 0

Level D/N: 39.2424 39.2424

Receiver: 3636
ID: R15
X: 726150
Y: 5125886
Z: 25.88
Ground: 21.38

Description	ID	X	Y	Z	Ground	ReflOrd	LxT	LxN	L/A	Dist.	hm	Freq	Adiv	K0b	Agr	Abar	z	Aatm	Afol	Ahous	Cmet	CmetN	Dc	RL	LtotT	LtotN
Turbine	T12	726758	5125702	113	35	0	103.1	103.1	1	641.18	39.1	0	67.14	0	-0.46	0	0	1.76	0	0	0	0	0	0	34.7	34.7
Turbine	T13	726915	5126043	100.22	22.22	0	103.1	103.1	1	784.47	38.83	0	68.89	0	-0.42	0	0	2.08	0	0	0	0	0	0	32.59	32.59
Turbine	T7	727284	5125754	88.51	24.51	0	104.3	104.3	1	1143.37	29.73	0	72.16	0	-0.09	0	0	2.03	0	0	0	0	0	0	30.22	30.22
Turbine	T6	727593	5125788	83.41	19.41	0	104.3	104.3	1	1447.47	29.34	0	74.21	0	-0.05	0	0	2.43	0	0	0	0	0	0	27.73	27.73
Turbine	T11	727635	5125464	113	35	0	103.1	103.1	1	1546.25	39.5	0	74.79	0	-0.27	0	0	3.52	0	0	0	0	0	0	25.11	25.11
Turbine	T5	728017	5125683	81.14	17.14	0	104.3	104.3	1	1878.82	28.22	0	76.48	0	0	0	-0.09	2.96	0	0	0	0	0	0	24.88	24.88
Turbine	T9	727848	5125867	88.58	12.58	0	102.6	102.6	1	1699.26	34.86	0	75.61	0	-0.03	0	0	2.75	0	0	0	0	0	0	24.31	24.31
Turbine	T4	728283	5125560	83.81	19.81	0	104.3	104.3	1	2158.55	28.17	0	77.68	0	-0.03	0	-0.02	3.29	0	0	0	0	0	0	23.38	23.38
Turbine	T8	727967	5125358	108	30	0	103.1	103.1	1	1893.94	36.33	0	76.55	0	-0.22	0	0	4.07	0	0	0	0	0	0	22.74	22.74
Turbine	T3	728653	5125378	90.99	26.99	0	104.3	104.3	1	2554.86	29.49	0	79.15	0	-0.16	0	0	3.72	0	0	0	0	0	0	21.61	21.61
Turbine	T10	728307	5125281	108	30	0	103.1	103.1	1	2241.74	36.39	0	78.01	0	-0.17	0	-0.03	4.57	0	0	0	0	0	0	20.73	20.73
Turbine	T2	728820	5125274	93.81	29.81	0	104.3	104.3	1	2740.08	29.64	0	79.76	0	-0.21	0	0	3.91	0	0	0	0	0	0	20.86	20.86
Turbine	T1	729039	5125300	89	25	0	104.3	104.3	1	2948.51	29.09	0	80.39	0	-0.08	4.19	0	4.12	0	0	0	0	0	0	15.69	15.69
TRS	TRS	727989.92	5125169.89	25.94	23.44	0	90	90	1	1974.37	5.25	0	76.91	0	0.68	3.16	0.3	4.32	0	0	0	0	0	0	4.9	4.9

Limit. Value D/N: 0 0

Level D/N: 39.1061 39.1061

Receiver: 3159
ID: R1
X: 726115
Y: 5125970
Z: 21.92
Ground: 17.42

Description	ID	X	Y	Z	Ground	ReflOrd	LxT	LxN	L/A	Dist.	hm	Freq	Adiv	K0b	Agr	Abar	z	Aatm	Afol	Ahous	Cmet	CmetN	Dc	RL	LtotT	LtotN
Turbine	T12	726758	5125702	113	35	0	103.1	103.1	1	702.54	38.99	0	67.93	0	-0.44	0	0	1.9	0	0	0	0	0	0	33.75	33.75
Turbine	T13	726915	5126043	100.22	22.22	0	103.1	103.1	1	807.13	39	0	69.14	0	-0.41	0	0	2.13	0	0	0	0	0	0	32.29	32.29
Turbine	T7	727284	5125754	88.51	24.51	0	104.3	104.3	1	1190.65	29.69	0	72.52	0	-0.09	0	0	2.09	0	0	0	0	0	0	29.8	29.8
Turbine	T6	727593	5125788	83.41	19.41	0	104.3	104.3	1	1490.43	28.94	0	74.47	0	-0.05	0	0	2.49	0	0	0	0	0	0	27.41	27.41
Turbine	T11	727635	5125464	113	35	0	103.1	103.1	1	1604.6	38.53	0	75.11	0	-0.27	0	0	3.61	0	0	0	0	0	0	24.68	24.68
Turbine	T5	728017	5125683	81.14	17.14	0	104.3	104.3	1	1924.44	28.07	0	76.69	0	0	0	-0.03	3.02	0	0	0	0	0	0	24.61	24.61
Turbine	T9	727848	5125867	88.58	12.58	0	102.6	102.6	1	1737.34	34.37	0	75.8	0	-0.03	0	0	2.8	0	0	0	0	0	0	24.06	24.06
Turbine	T4	728283	5125560	83.81	19.81	0	104.3	104.3	1	2207.3	28.05	0	77.88	0	-0.05	0	-0.02	3.34	0	0	0	0	0	0	23.15	23.15
Turbine	T8	727967	5125358	108	30	0	103.1	103.1	1	1952.4	35.17	0	76.81	0	-0.21	0	0	4.16	0	0	0	0	0	0	22.38	22.38
Turbine	T3	728653	5125378	90.99	26.99	0	104.3	104.3	1	2607.04	29.01	0	79.32	0	-0.18	0	-0.01	3.77	0	0	0	0	0	0	21.4	21.4
Turbine	T10	728307	5125281	108	30	0	103.1	103.1	1	2299.35	35.17	0	78.23	0	-0.17	0	-0.05	4.65	0	0	0	0	0	0	20.42	20.42
Turbine	T2	728820	5125274	93.81	29.81	0	104.3	104.3	1	2794.03	28.91	0	79.92	0	-0.23	0	0	3.97	0	0	0	0	0	0	20.65	20.65
Turbine	T1	729039	5125300	89	25	0	104.3	104.3	1	3000.53	28.53	0	80.54	0	-0.27	0	0	4.18	0	0	0	0	0	0	19.87	19.87
TRS	TRS	727989.92	5125169.89	25.94	23.44	0	90	90	1	2038.51	4.43	0	77.19	0	0.7	3.14	0.31	4.43	0	0	0	0	0	0	4.51	4.51

Limit. Value D/N: 0 0

Level D/N: 38.6032 38.6032

Receiver: 3427
ID: R24
X: 726266
Y: 5125956
Z: 21.04
Ground: 19.54

Description	ID	X	Y	Z	Ground	ReflOrd	LxT	LxN	L/A	Dist.	hm	Freq	Adiv	K0b	Agr	Abar	z	Aatm	Afol	Ahous	Cmet	CmetN	Dc	RL	LtotT	LtotN
Turbine	T12	726758	5125702	113	35	0	103.1	103.1	1	561.28	36.77	0	65.98	0	0.86	0	0	1.57	0	0	0	0	0	0	34.72	34.72
Turbine	T13	726915	5126043	100.22	22.22	0	103.1	103.1	1	659.57	36.94	0	67.39	0	0.97	0	0	1.8	0	0	0	0	0	0	32.98	32.98
Turbine	T7	727284	5125754	88.51	24.51	0	104.3	104.3	1	1040.04	28.52	0	71.34	0	2.16	0	0	1.88	0	0	0	0	0	0	28.93	28.93
Turbine	T6	727593	5125788	83.41	19.41	0	104.3	104.3	1	1339.05	28.19	0	73.54	0	2.8	1.75	0	2.29	0	0	0	0	0	0	23.93	23.93
Turbine	T11	727635	5125464	113	35	0	103.1	103.1	1	1457.63	37.47	0	74.27	0	2.08	2.36	0	3.37	0	0	0	0	0	0	21.06	21.06
Turbine	T5	728017	5125683	81.14	17.14	0	104.3	104.3	1	1773.17	28.1	0	75.98	0	2.85	1.7	0.02	2.84	0	0	0	0	0	0	20.96	20.96
Turbine	T9	727848	5125867	88.58	12.58	0	102.6	102.6	1	1585.94	33.77	0	75.01	0	2.82	1.72	0	2.61	0	0	0	0	0	0	20.47	20.47
Turbine	T4	728283	5125560	83.81	19.81	0	104.3	104.3	1	2056.46	28.39	0	77.26	0	2.81	1.71	0.03	3.17	0	0	0	0	0	0	19.36	19.36
Turbine	T8	727967	5125358	108	30	0	103.1	103.1	1	1805.15	34.63	0	76.13	0	2.16	2.27	0.01	3.93	0	0	0	0	0	0	18.64	18.64
Turbine	T3	728653	5125378	90.99	26.99	0	104.3	104.3	1	2456.98	29.6	0	78.81	0	2.64	1.82	0.03	3.61	0	0	0	0	0	0	17.44	17.44
Turbine	T10	728307	5125281	108	30	0	103.1	103.1	1	2151.48	34.97	0	77.65	0	2.22	2.2	0.02	4.45	0	0	0	0	0	0	16.62	16.62
Turbine	T2	728820	5125274	93.81	29.81	0	104.3	104.3	1	2644.49	29.46	0	79.45	0	2.56	1.86	0.04	3.81	0	0	0	0	0	0	16.63	16.63
Turbine	T1	729039	5125300	89	25	0	104.3	104.3	1	2850.35	29.38	0	80.1	0	2.49	1.9	0.04	4.02	0	0	0	0	0	0	15.8	15.8
TRS	TRS	727989.92	5125169.89	25.94	23.44	0	90	90	1	1894.7	3.68	0	76.55	0	3.5	2.01	0.38	4.19	0	0	0	0	0	0	3.73	3.73

Limit. Value D/N: 0 0

Level D/N: 38.2536 38.2536

Receiver: 3111
ID: R21
X: 726206
Y: 5126059
Z: 16.67
Ground: 15.17

Description	ID	X	Y	Z	Ground	ReflOrd	LxT	LxN	L/A	Dist.	hm	Freq	Adiv	K0b	Agr	Abar	z	Aatm	Afol	Ahous	Cmet	CmetN	Dc	RL	LtotT	LtotN
Turbine	T12	726758	5125702	113	35	0	103.1	103.1	1	664.4	37.12	0	67.45	0	0.98	0	0	1.81	0	0	0	0	0	0	32.9	32.9
Turbine	T13	726915	5126043	100.22	22.22	0	103.1	103.1	1	714.09	37.75	0	68.08	0	1.03	0	0	1.92	0	0	0	0	0	0	32.11	32.11
Turbine	T7	727284	5125754	88.51	24.51	0	104.3	104.3	1	1122.62	28.45	0	72	0	2.19	0	0	2	0	0	0	0	0	0	28.12	28.12
Turbine	T6	727593	5125788	83.41	19.41	0	104.3	104.3	1	1414.8	27.91	0	74.01	0	2.27	0	0	2.39	0	0	0	0	0	0	25.64	25.64
Turbine	T11	727635	5125464	113	35	0	103.1	103.1	1	1550.92	36.89	0	74.81	0	1.45	0	0	3.53	0	0	0	0	0	0	23.35	23.35
Turbine	T5	728017	5125683	81.14	17.14	0	104.3	104.3	1	1850.74	27.21	0	76.35	0	2.33	0	-0.01	2.93	0	0	0	0	0	0	22.72	22.72
Turbine	T9	727848	5125867	88.58	12.58	0	102.6	102.6	1	1654.75	33.48	0	75.37	0	2.28	0	0	2.7	0	0	0	0	0	0	22.28	22.28
Turbine	T4	728283	5125560	83.81	19.81	0	104.3	104.3	1	2137.16	27.33	0	77.6	0	2.24	0	-0.01	3.26	0	0	0	0	0	0	21.21	21.21
Turbine	T8	727967	5125358	108	30	0	103.1	103.1	1	1897.59	33.51	0	76.56	0	1.53	0	0	4.08	0	0	0	0	0	0	20.97	20.97
Turbine	T3	728653	5125378	90.99	26.99	0	104.3	104.3	1	2541.08	28.58	0	79.1	0	2.06	0	0	3.7	0	0	0	0	0	0	19.45	19.45
Turbine	T10	728307	5125281	108	30	0	103.1	103.1	1	2242.28	33.57	0	78.01	0	1.59	0	-0.01	4.58	0	0	0	0	0	0	18.96	18.96
Turbine	T2	728820	5125274	93.81	29.81	0	104.3	104.3	1	2730.42	28.33	0	79.72	0	1.98	0	0	3.9	0	0	0	0	0	0	18.71	18.71
Turbine	T1	729039	5125300	89	25	0	104.3	104.3	1	2933.8	28.56	0	80.35	0	2.46	1.92	0	4.11	0	0	0	0	0	0	15.48	15.48
TRS	TRS	727989.92	5125169.89	25.94	23.44	0	90	90	1	1993.23	3.04	0	76.99	0	3.28	1.57	0.34	4.36	0	0	0	0	0	0	3.78	3.78

Limit. Value D/N: 0 0

Level D/N: 37.5591 37.5591

Receiver: 3026
ID: R20
X: 726202
Y: 5126091
Z: 15.59
Ground: 14.09

Description	ID	X	Y	Z	Ground	ReflOrd	LxT	LxN	L/A	Dist.	hm	Freq	Adiv	K0b	Agr	Abar	z	Aatm	Afol	Ahous	Cmet	CmetN	Dc	RL	LtotT	LtotN
Turbine	T12	726758	5125702	113	35	0	103.1	103.1	1	685.53	37.33	0	67.72	0	1	0	0	1.86	0	0	0	0	0	0	32.56	32.56
Turbine	T13	726915	5126043	100.22	22.22	0	103.1	103.1	1	719.61	38.05	0	68.14	0	1.03	0	0	1.94	0	0	0	0	0	0	32.03	32.03
Turbine	T7	727284	5125754	88.51	24.51	0	104.3	104.3	1	1135.61	28.52	0	72.1	0	2.2	0	0	2.02	0	0	0	0	0	0	28	28
Turbine	T6	727593	5125788	83.41	19.41	0	104.3	104.3	1	1425.23	28.06	0	74.08	0	2.27	0	0	2.4	0	0	0	0	0	0	25.56	25.56
Turbine	T11	727635	5125464	113	35	0	103.1	103.1	1	1567.2	37.01	0	74.9	0	1.46	0	0	3.55	0	0	0	0	0	0	23.23	23.23
Turbine	T5	728017	5125683	81.14	17.14	0	104.3	104.3	1	1861.45	27.38	0	76.4	0	2.33	0	0	2.94	0	0	0	0	0	0	22.65	22.65
Turbine	T9	727848	5125867	88.58	12.58	0	102.6	102.6	1	1662.77	33.57	0	75.42	0	2.28	0	0	2.71	0	0	0	0	0	0	22.22	22.22
Turbine	T4	728283	5125560	83.81	19.81	0	104.3	104.3	1	2148.76	27.52	0	77.64	0	2.24	0	-0.07	3.27	0	0	0	0	0	0	21.16	21.16
Turbine	T8	727967	5125358	108	30	0	103.1	103.1	1	1913.39	33.54	0	76.64	0	1.54	0	0	4.1	0	0	0	0	0	0	20.87	20.87
Turbine	T3	728653	5125378	90.99	26.99	0	104.3	104.3	1	2553.71	28.73	0	79.14	0	2.06	0	0	3.72	0	0	0	0	0	0	19.4	19.4
Turbine	T10	728307	5125281	108	30	0	103.1	103.1	1	2257.36	33.53	0	78.07	0	1.59	0	0	4.6	0	0	0	0	0	0	18.88	18.88
Turbine	T2	728820	5125274	93.81	29.81	0	104.3	104.3	1	2743.63	28.46	0	79.77	0	1.98	0	0	3.92	0	0	0	0	0	0	18.66	18.66
Turbine	T1	729039	5125300	89	25	0	104.3	104.3	1	2946.12	28.87	0	80.39	0	2.46	1.92	0	4.12	0	0	0	0	0	0	15.43	15.43
TRS	TRS	727989.92	5125169.89	25.94	23.44	0	90	90	1	2011.27	3.04	0	77.07	0	3.29	1.56	0.34	4.39	0	0	0	0	0	0	3.67	3.67

Limit. Value D/N: 0 0

Level D/N: 37.3865 37.3865

Receiver: 46680
ID: R28
X: 726205
Y: 5126102
Z: 15.36
Ground: 13.86

Description	ID	X	Y	Z	Ground	ReflOrd	LxT	LxN	L/A	Dist.	hm	Freq	Adiv	K0b	Agr	Abar	z	Aatm	Afol	Ahous	Cmet	CmetN	Dc	RL	LtotT	LtotN
Turbine	T12	726758	5125702	113	35	0	103.1	103.1	1	689.45	37.45	0	67.77	0	1	0	0	1.87	0	0	0	0	0	0	32.5	32.5
Turbine	T13	726915	5126043	100.22	22.22	0	103.1	103.1	1	717.48	38.2	0	68.12	0	1.03	0	0	1.93	0	0	0	0	0	0	32.06	32.06
Turbine	T7	727284	5125754	88.51	24.51	0	104.3	104.3	1	1136.09	28.6	0	72.11	0	2.2	0	0	2.02	0	0	0	0	0	0	27.99	27.99
Turbine	T6	727593	5125788	83.41	19.41	0	104.3	104.3	1	1424.7	28.18	0	74.07	0	2.27	0	0	2.4	0	0	0	0	0	0	25.57	25.57
Turbine	T11	727635	5125464	113	35	0	103.1	103.1	1	1568.91	37.11	0	74.91	0	1.46	0	0	3.56	0	0	0	0	0	0	23.22	23.22
Turbine	T5	728017	5125683	81.14	17.14	0	104.3	104.3	1	1860.98	27.52	0	76.39	0	2.33	0	0	2.94	0	0	0	0	0	0	22.65	22.65
Turbine	T9	727848	5125867	88.58	12.58	0	102.6	102.6	1	1661.34	33.7	0	75.41	0	2.28	0	0	2.71	0	0	0	0	0	0	22.23	22.23
Turbine	T4	728283	5125560	83.81	19.81	0	104.3	104.3	1	2148.61	27.67	0	77.64	0	2.24	0	-1.23	3.27	0	0	0	0	0	0	21.16	21.16
Turbine	T8	727967	5125358	108	30	0	103.1	103.1	1	1914.88	33.61	0	76.64	0	1.54	0	0	4.1	0	0	0	0	0	0	20.86	20.86
Turbine	T3	728653	5125378	90.99	26.99	0	104.3	104.3	1	2553.94	28.88	0	79.14	0	2.06	0	0	3.72	0	0	0	0	0	0	19.4	19.4
Turbine	T10	728307	5125281	108	30	0	103.1	103.1	1	2258.55	33.59	0	78.08	0	1.59	0	0	4.6	0	0	0	0	0	0	18.87	18.87
Turbine	T2	728820	5125274	93.81	29.81	0	104.3	104.3	1	2744.08	28.59	0	79.77	0	1.98	0	0	3.92	0	0	0	0	0	0	18.65	18.65
Turbine	T1	729039	5125300	89	25	0	104.3	104.3	1	2946.21	29.04	0	80.39	0	2.46	1.92	0	4.12	0	0	0	0	0	0	15.43	15.43
TRS	TRS	727989.92	5125169.89	25.94	23.44	0	90	90	1	2013.67	3	0	77.08	0	3.29	1.56	0.34	4.39	0	0	0	0	0	0	3.66	3.66

Limit. Value D/N: 0 0

Level D/N: 37.375 37.375

Receiver: 2828
ID: R19
X: 726205
Y: 5126151
Z: 13.49
Ground: 11.99

Description	ID	X	Y	Z	Ground	ReflOrd	LxT	LxN	L/A	Dist.	hm	Freq	Adiv	K0b	Agr	Abar	z	Aatm	Afol	Ahous	Cmet	CmetN	Dc	RL	LtotT	LtotN
Turbine	T12	726758	5125702	113	35	0	103.1	103.1	1	719.24	37.71	0	68.14	0	1.03	0	0	1.94	0	0	0	0	0	0	32.04	32.04
Turbine	T13	726915	5126043	100.22	22.22	0	103.1	103.1	1	723.38	38.45	0	68.19	0	1.04	0	0	1.95	0	0	0	0	0	0	31.97	31.97
Turbine	T7	727284	5125754	88.51	24.51	0	104.3	104.3	1	1152.16	28.6	0	72.23	0	2.2	0	0	2.04	0	0	0	0	0	0	27.84	27.84
Turbine	T6	727593	5125788	83.41	19.41	0	104.3	104.3	1	1436.38	28.28	0	74.15	0	2.27	0	0	2.42	0	0	0	0	0	0	25.48	25.48
Turbine	T11	727635	5125464	113	35	0	103.1	103.1	1	1589.58	37.07	0	75.03	0	1.46	0	0	3.59	0	0	0	0	0	0	23.06	23.06
Turbine	T5	728017	5125683	81.14	17.14	0	104.3	104.3	1	1872.68	27.61	0	76.45	0	2.33	0	0	2.96	0	0	0	0	0	0	22.58	22.58
Turbine	T9	727848	5125867	88.58	12.58	0	102.6	102.6	1	1669.05	33.83	0	75.45	0	2.29	0	0	2.72	0	0	0	0	0	0	22.18	22.18
Turbine	T4	728283	5125560	83.81	19.81	0	104.3	104.3	1	2161.55	27.96	0	77.7	0	2.23	0	0	3.29	0	0	0	0	0	0	21.1	21.1
Turbine	T8	727967	5125358	108	30	0	103.1	103.1	1	1934.53	33.46	0	76.73	0	1.54	0	0	4.13	0	0	0	0	0	0	20.74	20.74
Turbine	T3	728653	5125378	90.99	26.99	0	104.3	104.3	1	2568.31	29.14	0	79.19	0	2.05	0	0	3.73	0	0	0	0	0	0	19.34	19.34
Turbine	T10	728307	5125281	108	30	0	103.1	103.1	1	2276.89	33.42	0	78.15	0	1.6	0	0	4.62	0	0	0	0	0	0	18.77	18.77
Turbine	T2	728820	5125274	93.81	29.81	0	104.3	104.3	1	2759.31	28.77	0	79.82	0	1.97	0	0	3.93	0	0	0	0	0	0	18.6	18.6
Turbine	T1	729039	5125300	89	25	0	104.3	104.3	1	2959.98	29.33	0	80.43	0	2.46	1.92	0	4.14	0	0	0	0	0	0	15.38	15.38
TRS	TRS	727989.92	5125169.89	25.94	23.44	0	90	90	1	2036.83	2.84	0	77.18	0	3.3	1.55	0.32	4.43	0	0	0	0	0	0	3.52	3.52

Limit. Value D/N: 0 0

Level D/N: 37.161 37.161

Receiver: 46677
ID: R26
X: 726208
Y: 5126163
Z: 13.02
Ground: 11.52

Description	ID	X	Y	Z	Ground	ReflOrd	LxT	LxN	L/A	Dist.	hm	Freq	Adiv	K0b	Agr	Abar	z	Aatm	Afol	Ahous	Cmet	CmetN	Dc	RL	LtotT	LtotN
Turbine	T13	726915	5126043	100.22	22.22	0	103.1	103.1	1	722.39	38.47	0	68.18	0	1.03	0	0	1.94	0	0	0	0	0	0	31.99	31.99
Turbine	T12	726758	5125702	113	35	0	103.1	103.1	1	724.58	37.74	0	68.2	0	1.04	0	0	1.95	0	0	0	0	0	0	31.95	31.95
Turbine	T7	727284	5125754	88.51	24.51	0	104.3	104.3	1	1153.58	28.62	0	72.24	0	2.2	0	0	2.04	0	0	0	0	0	0	27.83	27.83
Turbine	T6	727593	5125788	83.41	19.41	0	104.3	104.3	1	1436.59	28.3	0	74.15	0	2.27	0	0	2.42	0	0	0	0	0	0	25.48	25.48
Turbine	T11	727635	5125464	113	35	0	103.1	103.1	1	1592.15	37.03	0	75.04	0	1.46	0	0	3.59	0	0	0	0	0	0	23.04	23.04
Turbine	T5	728017	5125683	81.14	17.14	0	104.3	104.3	1	1872.84	27.64	0	76.45	0	2.33	0	0	2.96	0	0	0	0	0	0	22.58	22.58
Turbine	T9	727848	5125867	88.58	12.58	0	102.6	102.6	1	1668.21	33.87	0	75.45	0	2.29	0	0	2.72	0	0	0	0	0	0	22.19	22.19
Turbine	T4	728283	5125560	83.81	19.81	0	104.3	104.3	1	2162	28.01	0	77.7	0	2.23	0	0	3.29	0	0	0	0	0	0	21.1	21.1
Turbine	T8	727967	5125358	108	30	0	103.1	103.1	1	1936.78	33.39	0	76.74	0	1.54	0	0	4.13	0	0	0	0	0	0	20.72	20.72
Turbine	T3	728653	5125378	90.99	26.99	0	104.3	104.3	1	2569.11	29.23	0	79.2	0	2.05	0	0	3.73	0	0	0	0	0	0	19.34	19.34
Turbine	T10	728307	5125281	108	30	0	103.1	103.1	1	2278.76	33.36	0	78.15	0	1.6	0	0	4.63	0	0	0	0	0	0	18.76	18.76
Turbine	T2	728820	5125274	93.81	29.81	0	104.3	104.3	1	2760.32	28.84	0	79.82	0	1.97	0	0	3.93	0	0	0	0	0	0	18.59	18.59
Turbine	T1	729039	5125300	89	25	0	104.3	104.3	1	2960.59	29.31	0	80.43	0	2.46	1.92	0	4.14	0	0	0	0	0	0	15.38	15.38
TRS	TRS	727989.92	5125169.89	25.94	23.44	0	90	90	1	2040.02	2.76	0	77.19	0	3.3	1.55	0.32	4.43	0	0	0	0	0	0	3.5	3.5

Limit. Value D/N: 0 0

Level D/N: 37.138 37.138

Receiver: 3300
ID: R23
X: 726167
Y: 5126019
Z: 17.41
Ground: 15.91

Description	ID	X	Y	Z	Ground	ReflOrd	LxT	LxN	L/A	Dist.	hm	Freq	Adiv	K0b	Agr	Abar	z	Aatm	Afol	Ahous	Cmet	CmetN	Dc	RL	LtotT	LtotN
Turbine	T12	726758	5125702	113	35	0	103.1	103.1	1	677.43	37.25	0	67.62	0	0.99	0	0	1.84	0	0	0	0	0	0	32.69	32.69
Turbine	T13	726915	5126043	100.22	22.22	0	103.1	103.1	1	752.95	37.44	0	68.54	0	1.06	0	0	2.01	0	0	0	0	0	0	31.53	31.53
Turbine	T7	727284	5125754	88.51	24.51	0	104.3	104.3	1	1150.2	28.19	0	72.22	0	2.2	0	0	2.04	0	0	0	0	0	0	27.86	27.86
Turbine	T6	727593	5125788	83.41	19.41	0	104.3	104.3	1	1446.1	27.48	0	74.2	0	2.27	0	-0.34	2.43	0	0	0	0	0	0	25.41	25.41
Turbine	T11	727635	5125464	113	35	0	103.1	103.1	1	1572.32	36.67	0	74.93	0	1.46	0	0	3.56	0	0	0	0	0	0	23.19	23.19
Turbine	T5	728017	5125683	81.14	17.14	0	104.3	104.3	1	1881.34	26.71	0	76.49	0	2.33	0	-0.32	2.97	0	0	0	0	0	0	22.53	22.53
Turbine	T9	727848	5125867	88.58	12.58	0	102.6	102.6	1	1689.36	33.1	0	75.55	0	2.29	0	-0.33	2.74	0	0	0	0	0	0	22.05	22.05
Turbine	T4	728283	5125560	83.81	19.81	0	104.3	104.3	1	2166.23	26.86	0	77.71	0	2.23	0	0	3.29	0	0	0	0	0	0	21.08	21.08
Turbine	T8	727967	5125358	108	30	0	103.1	103.1	1	1919.67	33.27	0	76.66	0	1.54	0	-0.32	4.11	0	0	0	0	0	0	20.83	20.83
Turbine	T3	728653	5125378	90.99	26.99	0	104.3	104.3	1	2568.36	28.14	0	79.19	0	2.59	1.85	0	3.73	0	0	0	0	0	0	16.95	16.95
Turbine	T10	728307	5125281	108	30	0	103.1	103.1	1	2265.49	33.31	0	78.1	0	1.59	0	0	4.61	0	0	0	0	0	0	18.84	18.84
Turbine	T2	728820	5125274	93.81	29.81	0	104.3	104.3	1	2756.68	28.13	0	79.81	0	2.52	1.89	0	3.93	0	0	0	0	0	0	16.17	16.17
Turbine	T1	729039	5125300	89	25	0	104.3	104.3	1	2961.5	28.16	0	80.43	0	2.45	1.92	0	4.14	0	0	0	0	0	0	15.37	15.37
TRS	TRS	727989.92	5125169.89	25.94	23.44	0	90	90	1	2010.99	3.5	0	77.07	0	3.3	1.58	0.38	4.39	0	0	0	0	0	0	3.65	3.65

Limit. Value D/N: 0 0

Level D/N: 37.1937 37.1937

Receiver: 3282
ID: R6
X: 725982
Y: 5126011
Z: 26.47
Ground: 21.97

Description	ID	X	Y	Z	Ground	ReflOrd	LxT	LxN	L/A	Dist.	hm	Freq	Adiv	K0b	Agr	Abar	z	Aatm	Afol	Ahous	Cmet	CmetN	Dc	RL	LtotT	LtotN
Turbine	T12	726758	5125702	113	35	0	103.1	103.1	1	839.73	42.57	0	69.48	0	-0.41	0	0	2.2	0	0	0	0	0	0	31.87	31.87
Turbine	T13	726915	5126043	100.22	22.22	0	103.1	103.1	1	936.46	42.64	0	70.43	0	-0.38	0	0	2.4	0	0	0	0	0	0	30.7	30.7
Turbine	T7	727284	5125754	88.51	24.51	0	104.3	104.3	1	1328.57	32.88	0	73.47	0	-0.07	0	0	2.28	0	0	0	0	0	0	28.64	28.64
Turbine	T6	727593	5125788	83.41	19.41	0	104.3	104.3	1	1627.36	31.96	0	75.23	0	-0.03	0	0	2.66	0	0	0	0	0	0	26.46	26.46
Turbine	T11	727635	5125464	113	35	0	103.1	103.1	1	1743.3	41.53	0	75.83	0	-0.24	0	0	3.84	0	0	0	0	0	0	23.72	23.72
Turbine	T5	728017	5125683	81.14	17.14	0	104.3	104.3	1	2061.99	30.97	0	77.29	0	0.01	0	0	3.18	0	0	0	0	0	0	23.85	23.85
Turbine	T9	727848	5125867	88.58	12.58	0	102.6	102.6	1	1872.58	37.37	0	76.45	0	-0.01	0	0	2.96	0	0	0	0	0	0	23.24	23.24
Turbine	T4	728283	5125560	83.81	19.81	0	104.3	104.3	1	2345.48	30.96	0	78.4	0	-0.1	0	0	3.49	0	0	0	0	0	0	22.52	22.52
Turbine	T8	727967	5125358	108	30	0	103.1	103.1	1	2091.24	38.1	0	77.41	0	-0.19	0	0	4.36	0	0	0	0	0	0	21.56	21.56
Turbine	T3	728653	5125378	90.99	26.99	0	104.3	104.3	1	2745.74	31.91	0	79.77	0	-0.21	0	0	3.92	0	0	0	0	0	0	20.84	20.84
Turbine	T10	728307	5125281	108	30	0	103.1	103.1	1	2438.27	38.02	0	78.74	0	-0.15	0	0	4.84	0	0	0	0	0	0	19.7	19.7
Turbine	T2	728820	5125274	93.81	29.81	0	104.3	104.3	1	2932.91	31.75	0	80.35	0	-0.26	0	0	4.11	0	0	0	0	0	0	20.12	20.12
Turbine	T1	729039	5125300	89	25	0	104.3	104.3	1	3139.22	31.38	0	80.94	0	-0.3	0	0	4.31	0	0	0	0	0	0	19.37	19.37
TRS	TRS	727989.92	5125169.89	25.94	23.44	0	90	90	1	2176.97	5.65	0	77.76	0	0.75	3.1	0.18	4.66	0	0	0	0	0	0	3.7	3.7

Limit. Value D/N: 0 0

Level D/N: 37.2439 37.2439

Receiver: 3430
ID: R11
X: 725945
Y: 5125956
Z: 28.52
Ground: 24.02

Description	ID	X	Y	Z	Ground	ReflOrd	LxT	LxN	L/A	Dist.	hm	Freq	Adiv	K0b	Agr	Abar	z	Aatm	Afol	Ahous	Cmet	CmetN	Dc	RL	LtotT	LtotN
Turbine	T12	726758	5125702	113	35	0	103.1	103.1	1	855.93	42.82	0	69.65	0	-0.4	0	0	2.23	0	0	0	0	0	0	31.66	31.66
Turbine	T13	726915	5126043	100.22	22.22	0	103.1	103.1	1	976.53	42.59	0	70.79	0	-0.38	0	0	2.48	0	0	0	0	0	0	30.24	30.24
Turbine	T7	727284	5125754	88.51	24.51	0	104.3	104.3	1	1355.48	32.77	0	73.64	0	-0.06	0	0	2.31	0	0	0	0	0	0	28.43	28.43
Turbine	T6	727593	5125788	83.41	19.41	0	104.3	104.3	1	1657.45	32.02	0	75.39	0	-0.03	0	0	2.7	0	0	0	0	0	0	26.26	26.26
Turbine	T11	727635	5125464	113	35	0	103.1	103.1	1	1762.19	41.99	0	75.92	0	-0.24	0	0	3.87	0	0	0	0	0	0	23.59	23.59
Turbine	T5	728017	5125683	81.14	17.14	0	104.3	104.3	1	2090.57	30.87	0	77.41	0	0	0	0	3.21	0	0	0	0	0	0	23.71	23.71
Turbine	T9	727848	5125867	88.58	12.58	0	102.6	102.6	1	1906.03	37.25	0	76.6	0	-0.01	0	0	3	0	0	0	0	0	0	23.04	23.04
Turbine	T4	728283	5125560	83.81	19.81	0	104.3	104.3	1	2371.94	30.64	0	78.5	0	-0.11	0	0	3.52	0	0	0	0	0	0	22.4	22.4
Turbine	T8	727967	5125358	108	30	0	103.1	103.1	1	2110.07	38.68	0	77.49	0	-0.19	0	0	4.39	0	0	0	0	0	0	21.46	21.46
Turbine	T3	728653	5125378	90.99	26.99	0	104.3	104.3	1	2769.7	31.83	0	79.85	0	-0.22	0	0	3.94	0	0	0	0	0	0	20.75	20.75
Turbine	T10	728307	5125281	108	30	0	103.1	103.1	1	2457.84	38.6	0	78.81	0	-0.15	0	0	4.87	0	0	0	0	0	0	19.61	19.61
Turbine	T2	728820	5125274	93.81	29.81	0	104.3	104.3	1	2955.51	31.85	0	80.41	0	-0.26	0	0	4.13	0	0	0	0	0	0	20.04	20.04
Turbine	T1	729039	5125300	89	25	0	104.3	104.3	1	3163.36	31.2	0	81	0	-0.31	0	0	4.34	0	0	0	0	0	0	19.28	19.28
TRS	TRS	727989.92	5125169.89	25.94	23.44	0	90	90	1	2190.82	6.29	0	77.81	0	0.75	3.1	0.17	4.69	0	0	0	0	0	0	3.62	3.62

Limit. Value D/N: 0 0

Level D/N: 37.0064 37.0064

Receiver: 46679
ID: R27
X: 726165
Y: 5126129
Z: 13.6
Ground: 12.1

Description	ID	X	Y	Z	Ground	ReflOrd	LxT	LxN	L/A	Dist.	hm	Freq	Adiv	K0b	Agr	Abar	z	Aatm	Afol	Ahous	Cmet	CmetN	Dc	RL	LtotT	LtotN
Turbine	T12	726758	5125702	113	35	0	103.1	103.1	1	737.47	37.46	0	68.35	0	1.05	0	0	1.98	0	0	0	0	0	0	31.76	31.76
Turbine	T13	726915	5126043	100.22	22.22	0	103.1	103.1	1	759.87	38.21	0	68.61	0	1.07	0	0	2.03	0	0	0	0	0	0	31.43	31.43
Turbine	T7	727284	5125754	88.51	24.51	0	104.3	104.3	1	1182.54	28.34	0	72.46	0	2.21	0	0	2.08	0	0	0	0	0	0	27.57	27.57
Turbine	T6	727593	5125788	83.41	19.41	0	104.3	104.3	1	1469.81	27.9	0	74.35	0	2.28	0	0	2.46	0	0	0	0	0	0	25.23	25.23
Turbine	T11	727635	5125464	113	35	0	103.1	103.1	1	1616.48	36.78	0	75.17	0	1.47	0	0	3.63	0	0	0	0	0	0	22.87	22.87
Turbine	T5	728017	5125683	81.14	17.14	0	104.3	104.3	1	1906.14	27.18	0	76.6	0	2.33	0	0	2.99	0	0	0	0	0	0	22.39	22.39
Turbine	T9	727848	5125867	88.58	12.58	0	102.6	102.6	1	1704.92	33.39	0	75.63	0	2.29	0	0	2.76	0	0	0	0	0	0	21.95	21.95
Turbine	T4	728283	5125560	83.81	19.81	0	104.3	104.3	1	2194.22	27.35	0	77.83	0	2.22	0	0	3.33	0	0	0	0	0	0	20.95	20.95
Turbine	T8	727967	5125358	108	30	0	103.1	103.1	1	1962.28	33.23	0	76.86	0	1.54	0	0	4.17	0	0	0	0	0	0	20.57	20.57
Turbine	T3	728653	5125378	90.99	26.99	0	104.3	104.3	1	2600.03	28.52	0	79.3	0	2.04	0	0	3.77	0	0	0	0	0	0	19.22	19.22
Turbine	T10	728307	5125281	108	30	0	103.1	103.1	1	2305.68	33.17	0	78.26	0	1.6	0	0	4.66	0	0	0	0	0	0	18.62	18.62
Turbine	T2	728820	5125274	93.81	29.81	0	104.3	104.3	1	2790.43	28.21	0	79.91	0	1.96	0	0	3.96	0	0	0	0	0	0	18.48	18.48
Turbine	T1	729039	5125300	89	25	0	104.3	104.3	1	2992.12	28.82	0	80.52	0	2.44	1.93	0	4.17	0	0	0	0	0	0	15.26	15.26
TRS	TRS	727989.92	5125169.89	25.94	23.44	0	90	90	1	2061.64	2.92	0	77.28	0	3.3	1.55	0.35	4.47	0	0	0	0	0	0	3.37	3.37

Limit. Value D/N: 0 0

Level D/N: 36.8297 36.8297

Receiver: 2793
ID: R18
X: 726172
Y: 5126164
Z: 12.58
Ground: 11.08

Description	ID	X	Y	Z	Ground	ReflOrd	LxT	LxN	L/A	Dist.	hm	Freq	Adiv	K0b	Agr	Abar	z	Aatm	Afol	Ahous	Cmet	CmetN	Dc	RL	LtotT	LtotN
Turbine	T12	726758	5125702	113	35	0	103.1	103.1	1	752.94	37.73	0	68.54	0	1.06	0	0	2.01	0	0	0	0	0	0	31.53	31.53
Turbine	T13	726915	5126043	100.22	22.22	0	103.1	103.1	1	757.87	38.47	0	68.59	0	1.07	0	0	2.02	0	0	0	0	0	0	31.46	31.46
Turbine	T7	727284	5125754	88.51	24.51	0	104.3	104.3	1	1187.61	28.48	0	72.49	0	2.21	0	0	2.09	0	0	0	0	0	0	27.52	27.52
Turbine	T6	727593	5125788	83.41	19.41	0	104.3	104.3	1	1471.61	28.11	0	74.36	0	2.28	0	0	2.46	0	0	0	0	0	0	25.22	25.22
Turbine	T11	727635	5125464	113	35	0	103.1	103.1	1	1624.95	36.89	0	75.22	0	1.47	0	0	3.65	0	0	0	0	0	0	22.8	22.8
Turbine	T5	728017	5125683	81.14	17.14	0	104.3	104.3	1	1907.9	27.39	0	76.61	0	2.33	0	0	3	0	0	0	0	0	0	22.38	22.38
Turbine	T9	727848	5125867	88.58	12.58	0	102.6	102.6	1	1703.81	33.64	0	75.63	0	2.29	0	0	2.76	0	0	0	0	0	0	21.96	21.96
Turbine	T4	728283	5125560	83.81	19.81	0	104.3	104.3	1	2196.86	27.72	0	77.84	0	2.21	0	0	3.33	0	0	0	0	0	0	20.94	20.94
Turbine	T8	727967	5125358	108	30	0	103.1	103.1	1	1969.97	33.26	0	76.89	0	1.55	0	0	4.18	0	0	0	0	0	0	20.52	20.52
Turbine	T3	728653	5125378	90.99	26.99	0	104.3	104.3	1	2603.71	28.9	0	79.31	0	2.04	0	0	3.77	0	0	0	0	0	0	19.2	19.2
Turbine	T10	728307	5125281	108	30	0	103.1	103.1	1	2312.36	33.19	0	78.28	0	1.6	0	0	4.67	0	0	0	0	0	0	18.59	18.59
Turbine	T2	728820	5125274	93.81	29.81	0	104.3	104.3	1	2794.75	28.52	0	79.93	0	1.96	0	0	3.97	0	0	0	0	0	0	18.46	18.46
Turbine	T1	729039	5125300	89	25	0	104.3	104.3	1	2995.33	29.01	0	80.53	0	2.44	1.93	0	4.17	0	0	0	0	0	0	15.25	15.25
TRS	TRS	727989.92	5125169.89	25.94	23.44	0	90	90	1	2072.02	2.84	0	77.33	0	3.31	1.54	0.33	4.49	0	0	0	0	0	0	3.31	3.31

Limit. Value D/N: 0 0

Level D/N: 36.7569 36.7569

Receiver: 3126
ID: R22
X: 726143
Y: 5126061
Z: 16.12
Ground: 14.62

Description	ID	X	Y	Z	Ground	ReflOrd	LxT	LxN	L/A	Dist.	hm	Freq	Adiv	K0b	Agr	Abar	z	Aatm	Afol	Ahous	Cmet	CmetN	Dc	RL	LtotT	LtotN
Turbine	T12	726758	5125702	113	35	0	103.1	103.1	1	718.67	37.51	0	68.13	0	1.03	0	0	1.94	0	0	0	0	0	0	32.04	32.04
Turbine	T13	726915	5126043	100.22	22.22	0	103.1	103.1	1	776.78	37.98	0	68.81	0	1.08	0	0	2.06	0	0	0	0	0	0	31.19	31.19
Turbine	T7	727284	5125754	88.51	24.51	0	104.3	104.3	1	1183.8	28.42	0	72.47	0	2.21	0	0	2.08	0	0	0	0	0	0	27.56	27.56
Turbine	T6	727593	5125788	83.41	19.41	0	104.3	104.3	1	1477.01	27.75	0	74.39	0	2.28	0	0	2.47	0	0	0	0	0	0	25.18	25.18
Turbine	T11	727635	5125464	113	35	0	103.1	103.1	1	1609.93	36.73	0	75.14	0	1.47	0	0	3.62	0	0	0	0	0	0	22.91	22.91
Turbine	T5	728017	5125683	81.14	17.14	0	104.3	104.3	1	1912.85	26.94	0	76.63	0	2.33	0	0	3	0	0	0	0	0	0	22.35	22.35
Turbine	T9	727848	5125867	88.58	12.58	0	102.6	102.6	1	1717.53	33.28	0	75.7	0	2.29	0	0	2.78	0	0	0	0	0	0	21.87	21.87
Turbine	T4	728283	5125560	83.81	19.81	0	104.3	104.3	1	2198.9	27.03	0	77.84	0	2.21	0	0	3.33	0	0	0	0	0	0	20.93	20.93
Turbine	T8	727967	5125358	108	30	0	103.1	103.1	1	1956.94	33.31	0	76.83	0	1.54	0	0	4.16	0	0	0	0	0	0	20.6	20.6
Turbine	T3	728653	5125378	90.99	26.99	0	104.3	104.3	1	2602.34	28.26	0	79.31	0	2.04	0	0	3.77	0	0	0	0	0	0	19.21	19.21
Turbine	T10	728307	5125281	108	30	0	103.1	103.1	1	2302.12	33.37	0	78.24	0	1.6	0	0	4.66	0	0	0	0	0	0	18.64	18.64
Turbine	T2	728820	5125274	93.81	29.81	0	104.3	104.3	1	2791.37	27.97	0	79.92	0	1.96	0	0	3.96	0	0	0	0	0	0	18.48	18.48
Turbine	T1	729039	5125300	89	25	0	104.3	104.3	1	2995.2	27.91	0	80.53	0	1.88	0	0	4.17	0	0	0	0	0	0	17.73	17.73
TRS	TRS	727989.92	5125169.89	25.94	23.44	0	90	90	1	2050.68	3.18	0	77.24	0	3.3	1.55	0.35	4.45	0	0	0	0	0	0	3.43	3.43

Limit. Value D/N: 0 0

Level D/N: 36.869 36.869

Receiver: 3273
ID: R5
X: 725940
Y: 5126012
Z: 28.22
Ground: 23.72

Description	ID	X	Y	Z	Ground	ReflOrd	LxT	LxN	L/A	Dist.	hm	Freq	Adiv	K0b	Agr	Abar	z	Aatm	Afol	Ahous	Cmet	CmetN	Dc	RL	LtotT	LtotN
Turbine	T12	726758	5125702	113	35	0	103.1	103.1	1	878.87	43.45	0	69.88	0	-0.4	0	0	2.28	0	0	0	0	0	0	31.38	31.38
Turbine	T13	726915	5126043	100.22	22.22	0	103.1	103.1	1	978.15	43.47	0	70.81	0	-0.37	0	0	2.48	0	0	0	0	0	0	30.23	30.23
Turbine	T7	727284	5125754	88.51	24.51	0	104.3	104.3	1	1369.87	33.69	0	73.73	0	-0.06	0	0	2.33	0	0	0	0	0	0	28.31	28.31
Turbine	T6	727593	5125788	83.41	19.41	0	104.3	104.3	1	1669.02	32.76	0	75.45	0	-0.03	0	0	2.71	0	0	0	0	0	0	26.18	26.18
Turbine	T11	727635	5125464	113	35	0	103.1	103.1	1	1783.4	42.38	0	76.02	0	-0.24	0	0	3.9	0	0	0	0	0	0	23.45	23.45
Turbine	T5	728017	5125683	81.14	17.14	0	104.3	104.3	1	2103.56	31.74	0	77.46	0	-0.01	0	0	3.22	0	0	0	0	0	0	23.64	23.64
Turbine	T9	727848	5125867	88.58	12.58	0	102.6	102.6	1	1914.45	38.15	0	76.64	0	-0.01	0	0	3.01	0	0	0	0	0	0	22.99	22.99
Turbine	T4	728283	5125560	83.81	19.81	0	104.3	104.3	1	2386.85	31.71	0	78.56	0	-0.11	0	0	3.54	0	0	0	0	0	0	22.33	22.33
Turbine	T8	727967	5125358	108	30	0	103.1	103.1	1	2131.39	38.98	0	77.57	0	-0.19	0	0	4.42	0	0	0	0	0	0	21.34	21.34
Turbine	T3	728653	5125378	90.99	26.99	0	104.3	104.3	1	2786.8	32.65	0	79.9	0	-0.22	0	0	3.96	0	0	0	0	0	0	20.68	20.68
Turbine	T10	728307	5125281	108	30	0	103.1	103.1	1	2478.59	38.89	0	78.88	0	-0.14	0	0	4.89	0	0	0	0	0	0	19.51	19.51
Turbine	T2	728820	5125274	93.81	29.81	0	104.3	104.3	1	2973.78	32.53	0	80.47	0	-0.27	0	0	4.15	0	0	0	0	0	0	19.97	19.97
Turbine	T1	729039	5125300	89	25	0	104.3	104.3	1	3180.32	32.1	0	81.05	0	-0.31	0	0	4.35	0	0	0	0	0	0	19.22	19.22
TRS	TRS	727989.92	5125169.89	25.94	23.44	0	90	90	1	2216.15	6.16	0	77.91	0	0.76	3.09	0.15	4.73	0	0	0	0	0	0	3.48	3.48

Limit. Value D/N: 0 0

Level D/N: 36.8765 36.8765

Receiver: 3258
ID: R4
X: 725915
Y: 5126016
Z: 29.11
Ground: 24.61

Description	ID	X	Y	Z	Ground	ReflOrd	LxT	LxN	L/A	Dist.	hm	Freq	Adiv	K0b	Agr	Abar	z	Aatm	Afol	Ahous	Cmet	CmetN	Dc	RL	LtotT	LtotN
Turbine	T12	726758	5125702	113	35	0	103.1	103.1	1	903.48	43.9	0	70.12	0	-0.39	0	0	2.33	0	0	0	0	0	0	31.08	31.08
Turbine	T13	726915	5126043	100.22	22.22	0	103.1	103.1	1	1002.89	43.93	0	71.03	0	-0.37	0	0	2.53	0	0	0	0	0	0	29.95	29.95
Turbine	T7	727284	5125754	88.51	24.51	0	104.3	104.3	1	1395.11	34.13	0	73.89	0	-0.06	0	0	2.36	0	0	0	0	0	0	28.12	28.12
Turbine	T6	727593	5125788	83.41	19.41	0	104.3	104.3	1	1694.29	33.2	0	75.58	0	-0.02	0	0	2.74	0	0	0	0	0	0	26.02	26.02
Turbine	T11	727635	5125464	113	35	0	103.1	103.1	1	1808.35	42.84	0	76.15	0	-0.23	0	0	3.94	0	0	0	0	0	0	23.29	23.29
Turbine	T5	728017	5125683	81.14	17.14	0	104.3	104.3	1	2128.85	32.17	0	77.56	0	-0.02	0	0	3.25	0	0	0	0	0	0	23.52	23.52
Turbine	T9	727848	5125867	88.58	12.58	0	102.6	102.6	1	1939.65	38.58	0	76.75	0	-0.01	0	0	3.04	0	0	0	0	0	0	22.85	22.85
Turbine	T4	728283	5125560	83.81	19.81	0	104.3	104.3	1	2412.13	32.14	0	78.65	0	-0.12	0	0	3.57	0	0	0	0	0	0	22.22	22.22
Turbine	T8	727967	5125358	108	30	0	103.1	103.1	1	2156.36	39.44	0	77.67	0	-0.18	0	0	4.46	0	0	0	0	0	0	21.2	21.2
Turbine	T3	728653	5125378	90.99	26.99	0	104.3	104.3	1	2812.03	33.08	0	79.98	0	-0.23	0	0	3.99	0	0	0	0	0	0	20.58	20.58
Turbine	T10	728307	5125281	108	30	0	103.1	103.1	1	2503.62	39.35	0	78.97	0	-0.15	0	0	4.93	0	0	0	0	0	0	19.39	19.39
Turbine	T2	728820	5125274	93.81	29.81	0	104.3	104.3	1	2998.96	32.98	0	80.54	0	-0.27	0	0	4.17	0	0	0	0	0	0	19.88	19.88
Turbine	T1	729039	5125300	89	25	0	104.3	104.3	1	3205.56	32.52	0	81.12	0	-0.32	0	0	4.38	0	0	0	0	0	0	19.14	19.14
TRS	TRS	727989.92	5125169.89	25.94	23.44	0	90	90	1	2240.8	6.4	0	78.01	0	0.77	3.08	0.14	4.77	0	0	0	0	0	0	3.34	3.34

Limit. Value D/N: 0 0

Level D/N: 36.6589 36.6589

Receiver: 3412
ID: R9
X: 725899
Y: 5125941
Z: 30.23
Ground: 25.73

Description	ID	X	Y	Z	Ground	ReflOrd	LxT	LxN	L/A	Dist.	hm	Freq	Adiv	K0b	Agr	Abar	z	Aatm	Afol	Ahous	Cmet	CmetN	Dc	RL	LtotT	LtotN
Turbine	T12	726758	5125702	113	35	0	103.1	103.1	1	895.46	43.53	0	70.04	0	-0.39	0	0	2.31	0	0	0	0	0	0	31.18	31.18
Turbine	T13	726915	5126043	100.22	22.22	0	103.1	103.1	1	1023.5	43.13	0	71.2	0	-0.37	0	0	2.57	0	0	0	0	0	0	29.73	29.73
Turbine	T7	727284	5125754	88.51	24.51	0	104.3	104.3	1	1398.78	33.33	0	73.91	0	-0.06	0	0	2.37	0	0	0	0	0	0	28.09	28.09
Turbine	T6	727593	5125788	83.41	19.41	0	104.3	104.3	1	1701.73	32.62	0	75.62	0	-0.02	0	0	2.75	0	0	0	0	0	0	25.97	25.97
Turbine	T11	727635	5125464	113	35	0	103.1	103.1	1	1802.24	42.7	0	76.12	0	-0.24	0	0	3.93	0	0	0	0	0	0	23.33	23.33
Turbine	T5	728017	5125683	81.14	17.14	0	104.3	104.3	1	2134.26	31.34	0	77.58	0	-0.02	0	0	3.26	0	0	0	0	0	0	23.49	23.49
Turbine	T9	727848	5125867	88.58	12.58	0	102.6	102.6	1	1951.28	37.75	0	76.81	0	-0.01	0	0	3.05	0	0	0	0	0	0	22.78	22.78
Turbine	T4	728283	5125560	83.81	19.81	0	104.3	104.3	1	2414.85	31.14	0	78.66	0	-0.12	0	0	3.57	0	0	0	0	0	0	22.21	22.21
Turbine	T8	727967	5125358	108	30	0	103.1	103.1	1	2150.01	39.45	0	77.65	0	-0.19	0	0	4.45	0	0	0	0	0	0	21.23	21.23
Turbine	T3	728653	5125378	90.99	26.99	0	104.3	104.3	1	2811.61	32.38	0	79.98	0	-0.23	0	0	3.99	0	0	0	0	0	0	20.58	20.58
Turbine	T10	728307	5125281	108	30	0	103.1	103.1	1	2498.02	39.38	0	78.95	0	-0.15	0	0	4.92	0	0	0	0	0	0	19.42	19.42
Turbine	T2	728820	5125274	93.81	29.81	0	104.3	104.3	1	2996.86	32.52	0	80.53	0	-0.27	0	0	4.17	0	0	0	0	0	0	19.88	19.88
Turbine	T1	729039	5125300	89	25	0	104.3	104.3	1	3205.3	31.7	0	81.12	0	-0.32	0	0	4.38	0	0	0	0	0	0	19.14	19.14
TRS	TRS	727989.92	5125169.89	25.94	23.44	0	90	90	1	2228.58	6.4	0	77.96	0	0.77	3.09	0.12	4.75	0	0	0	0	0	0	3.41	3.41

Limit. Value D/N: 0 0

Level D/N: 36.6306 36.6306

Receiver: 3239
ID: R3
X: 725867
Y: 5126018
Z: 30.87
Ground: 26.37

Description	ID	X	Y	Z	Ground	ReflOrd	LxT	LxN	L/A	Dist.	hm	Freq	Adiv	K0b	Agr	Abar	z	Aatm	Afol	Ahous	Cmet	CmetN	Dc	RL	LtotT	LtotN
Turbine	T12	726758	5125702	113	35	0	103.1	103.1	1	948.94	44.65	0	70.54	0	-0.38	0	0	2.42	0	0	0	0	0	0	30.55	30.55
Turbine	T13	726915	5126043	100.22	22.22	0	103.1	103.1	1	1050.59	44.65	0	71.43	0	-0.36	0	0	2.62	0	0	0	0	0	0	29.45	29.45
Turbine	T7	727284	5125754	88.51	24.51	0	104.3	104.3	1	1442.54	34.85	0	74.18	0	-0.05	0	0	2.43	0	0	0	0	0	0	27.76	27.76
Turbine	T6	727593	5125788	83.41	19.41	0	104.3	104.3	1	1742.05	33.93	0	75.82	0	-0.02	0	0	2.8	0	0	0	0	0	0	25.72	25.72
Turbine	T11	727635	5125464	113	35	0	103.1	103.1	1	1854.58	43.66	0	76.36	0	-0.23	0	0	4.01	0	0	0	0	0	0	22.99	22.99
Turbine	T5	728017	5125683	81.14	17.14	0	104.3	104.3	1	2176.52	32.9	0	77.76	0	-0.04	0	0	3.31	0	0	0	0	0	0	23.29	23.29
Turbine	T9	727848	5125867	88.58	12.58	0	102.6	102.6	1	1987.58	39.3	0	76.97	0	0	0	0	3.1	0	0	0	0	0	0	22.57	22.57
Turbine	T4	728283	5125560	83.81	19.81	0	104.3	104.3	1	2459.6	32.85	0	78.82	0	-0.13	0	0	3.62	0	0	0	0	0	0	22.02	22.02
Turbine	T8	727967	5125358	108	30	0	103.1	103.1	1	2202.62	40.29	0	77.86	0	-0.18	0	0	4.52	0	0	0	0	0	0	20.94	20.94
Turbine	T3	728653	5125378	90.99	26.99	0	104.3	104.3	1	2859.2	33.8	0	80.12	0	-0.24	0	0	4.03	0	0	0	0	0	0	20.4	20.4
Turbine	T10	728307	5125281	108	30	0	103.1	103.1	1	2550.04	40.19	0	79.13	0	-0.17	0	0	4.99	0	0	0	0	0	0	19.19	19.19
Turbine	T2	728820	5125274	93.81	29.81	0	104.3	104.3	1	3045.93	33.73	0	80.67	0	-0.28	0	0	4.22	0	0	0	0	0	0	19.7	19.7
Turbine	T1	729039	5125300	89	25	0	104.3	104.3	1	3252.77	33.22	0	81.25	0	-0.32	0	0	4.42	0	0	0	0	0	0	18.97	18.97
TRS	TRS	727989.92	5125169.89	25.94	23.44	0	90	90	1	2286.07	6.81	0	78.18	0	0.79	3.07	0.12	4.84	0	0	0	0	0	0	3.09	3.09

Limit. Value D/N: 0 0

Level D/N: 36.264 36.264

Receiver: 3230
ID: R2
X: 725848
Y: 5126021
Z: 31.49
Ground: 26.99

Description	ID	X	Y	Z	Ground	ReflOrd	LxT	LxN	L/A	Dist.	hm	Freq	Adiv	K0b	Agr	Abar	z	Aatm	Afol	Ahous	Cmet	CmetN	Dc	RL	LtotT	LtotN
Turbine	T12	726758	5125702	113	35	0	103.1	103.1	1	967.73	44.92	0	70.72	0	-0.38	0	0	2.46	0	0	0	0	0	0	30.34	30.34
Turbine	T13	726915	5126043	100.22	22.22	0	103.1	103.1	1	1069.44	44.92	0	71.58	0	-0.36	0	0	2.66	0	0	0	0	0	0	29.25	29.25
Turbine	T7	727284	5125754	88.51	24.51	0	104.3	104.3	1	1461.72	35.13	0	74.3	0	-0.05	0	0	2.45	0	0	0	0	0	0	27.62	27.62
Turbine	T6	727593	5125788	83.41	19.41	0	104.3	104.3	1	1761.25	34.21	0	75.92	0	-0.02	0	0	2.82	0	0	0	0	0	0	25.6	25.6
Turbine	T11	727635	5125464	113	35	0	103.1	103.1	1	1873.57	43.96	0	76.45	0	-0.22	0	0	4.04	0	0	0	0	0	0	22.87	22.87
Turbine	T5	728017	5125683	81.14	17.14	0	104.3	104.3	1	2195.74	33.18	0	77.83	0	-0.04	0	0	3.33	0	0	0	0	0	0	23.2	23.2
Turbine	T9	727848	5125867	88.58	12.58	0	102.6	102.6	1	2006.73	39.58	0	77.05	0	0	0	0	3.12	0	0	0	0	0	0	22.47	22.47
Turbine	T4	728283	5125560	83.81	19.81	0	104.3	104.3	1	2478.81	33.13	0	78.88	0	-0.14	0	0	3.64	0	0	0	0	0	0	21.94	21.94
Turbine	T8	727967	5125358	108	30	0	103.1	103.1	1	2221.62	40.6	0	77.93	0	-0.18	0	0	4.55	0	0	0	0	0	0	20.84	20.84
Turbine	T3	728653	5125378	90.99	26.99	0	104.3	104.3	1	2878.37	34.09	0	80.18	0	-0.25	0	0	4.05	0	0	0	0	0	0	20.33	20.33
Turbine	T10	728307	5125281	108	30	0	103.1	103.1	1	2569.07	40.5	0	79.2	0	-0.18	0	0	5.01	0	0	0	0	0	0	19.11	19.11
Turbine	T2	728820	5125274	93.81	29.81	0	104.3	104.3	1	3065.07	34.03	0	80.73	0	-0.29	0	0	4.24	0	0	0	0	0	0	19.64	19.64
Turbine	T1	729039	5125300	89	25	0	104.3	104.3	1	3271.95	33.5	0	81.3	0	-0.33	0	0	4.44	0	0	0	0	0	0	18.91	18.91
TRS	TRS	727989.92	5125169.89	25.94	23.44	0	90	90	1	2304.83	6.92	0	78.25	0	0.79	3.07	0.11	4.87	0	0	0	0	0	0	2.99	2.99

Limit. Value D/N: 0 0

Level D/N: 36.1089 36.1089

Receiver: 3406
ID: R8
X: 725842
Y: 5125967
Z: 32.99
Ground: 28.49

Description	ID	X	Y	Z	Ground	ReflOrd	LxT	LxN	L/A	Dist.	hm	Freq	Adiv	K0b	Agr	Abar	z	Aatm	Afol	Ahous	Cmet	CmetN	Dc	RL	LtotT	LtotN
Turbine	T12	726758	5125702	113	35	0	103.1	103.1	1	956.91	45.06	0	70.62	0	-0.38	0	0	2.44	0	0	0	0	0	0	30.46	30.46
Turbine	T13	726915	5126043	100.22	22.22	0	103.1	103.1	1	1077.79	44.68	0	71.65	0	-0.35	0	0	2.68	0	0	0	0	0	0	29.17	29.17
Turbine	T7	727284	5125754	88.51	24.51	0	104.3	104.3	1	1458.7	34.9	0	74.28	0	-0.05	0	0	2.45	0	0	0	0	0	0	27.64	27.64
Turbine	T6	727593	5125788	83.41	19.41	0	104.3	104.3	1	1760.85	34.13	0	75.91	0	-0.02	0	0	2.82	0	0	0	0	0	0	25.6	25.6
Turbine	T11	727635	5125464	113	35	0	103.1	103.1	1	1863.94	44.22	0	76.41	0	-0.23	0	0	4.02	0	0	0	0	0	0	22.93	22.93
Turbine	T5	728017	5125683	81.14	17.14	0	104.3	104.3	1	2193.99	32.96	0	77.82	0	-0.04	0	0	3.32	0	0	0	0	0	0	23.21	23.21
Turbine	T9	727848	5125867	88.58	12.58	0	102.6	102.6	1	2009.26	39.34	0	77.06	0	0	0	0	3.12	0	0	0	0	0	0	22.45	22.45
Turbine	T4	728283	5125560	83.81	19.81	0	104.3	104.3	1	2475.22	32.75	0	78.87	0	-0.14	0	0	3.63	0	0	0	0	0	0	21.95	21.95
Turbine	T8	727967	5125358	108	30	0	103.1	103.1	1	2211.82	40.96	0	77.89	0	-0.18	0	0	4.53	0	0	0	0	0	0	20.89	20.89
Turbine	T3	728653	5125378	90.99	26.99	0	104.3	104.3	1	2872.63	33.98	0	80.17	0	-0.25	0	0	4.05	0	0	0	0	0	0	20.35	20.35
Turbine	T10	728307	5125281	108	30	0	103.1	103.1	1	2559.77	40.87	0	79.16	0	-0.17	0	0	5	0	0	0	0	0	0	19.15	19.15
Turbine	T2	728820	5125274	93.81	29.81	0	104.3	104.3	1	3058.17	34.06	0	80.71	0	-0.29	0	0	4.23	0	0	0	0	0	0	19.66	19.66
Turbine	T1	729039	5125300	89	25	0	104.3	104.3	1	3266.32	33.31	0	81.28	0	-0.33	0	0	4.44	0	0	0	0	0	0	18.93	18.93
TRS	TRS	727989.92	5125169.89	25.94	23.44	0	90	90	1	2291.07	6.97	0	78.2	0	0.79	3.07	0.09	4.85	0	0	0	0	0	0	3.07	3.07

Limit. Value D/N: 0 0

Level D/N: 36.1347 36.1347

Receiver: 3756
ID: R16
X: 725821
Y: 5125835
Z: 33.2
Ground: 28.7

Description	ID	X	Y	Z	Ground	ReflOrd	LxT	LxN	L/A	Dist.	hm	Freq	Adiv	K0b	Agr	Abar	z	Aatm	Afol	Ahous	Cmet	CmetN	Dc	RL	LtotT	LtotN
Turbine	T12	726758	5125702	113	35	0	103.1	103.1	1	949.75	43.64	0	70.55	0	-0.38	0	0	2.42	0	0	0	0	0	0	30.54	30.54
Turbine	T13	726915	5126043	100.22	22.22	0	103.1	103.1	1	1115.61	43.06	0	71.95	0	-0.35	0	0	2.75	0	0	0	0	0	0	28.79	28.79
Turbine	T7	727284	5125754	88.51	24.51	0	104.3	104.3	1	1466.28	33.33	0	74.32	0	-0.05	0	0	2.46	0	0	0	0	0	0	27.59	27.59
Turbine	T6	727593	5125788	83.41	19.41	0	104.3	104.3	1	1773.33	32.26	0	75.98	0	-0.02	0	0	2.84	0	0	0	0	0	0	25.52	25.52
Turbine	T11	727635	5125464	113	35	0	103.1	103.1	1	1853.27	43.32	0	76.36	0	-0.23	0	0	4.01	0	0	0	0	0	0	23	23
Turbine	T5	728017	5125683	81.14	17.14	0	104.3	104.3	1	2201.78	30.99	0	77.86	0	-0.05	0	0	3.33	0	0	0	0	0	0	23.17	23.17
Turbine	T9	727848	5125867	88.58	12.58	0	102.6	102.6	1	2028.01	37.6	0	77.14	0	0	0	0	3.14	0	0	0	0	0	0	22.35	22.35
Turbine	T4	728283	5125560	83.81	19.81	0	104.3	104.3	1	2477.83	30.81	0	78.88	0	-0.14	0	0	3.64	0	0	0	0	0	0	21.94	21.94
Turbine	T8	727967	5125358	108	30	0	103.1	103.1	1	2199.65	40.45	0	77.85	0	-0.18	0	0	4.52	0	0	0	0	0	0	20.96	20.96
Turbine	T3	728653	5125378	90.99	26.99	0	104.3	104.3	1	2869.22	32.45	0	80.16	0	-0.24	0	0	4.04	0	0	0	0	0	0	20.36	20.36
Turbine	T10	728307	5125281	108	30	0	103.1	103.1	1	2548.08	40.52	0	79.12	0	-0.17	0	0	4.99	0	0	0	0	0	0	19.2	19.2
Turbine	T2	728820	5125274	93.81	29.81	0	104.3	104.3	1	3051.62	33.14	0	80.69	0	-0.28	0	0	4.23	0	0	0	0	0	0	19.68	19.68
Turbine	T1	729039	5125300	89	25	0	104.3	104.3	1	3262.65	31.69	0	81.27	0	-0.33	0	0	4.43	0	0	0	0	0	0	18.94	18.94
TRS	TRS	727989.92	5125169.89	25.94	23.44	0	90	90	1	2268.62	4.67	0	78.12	0	0.78	3.08	0.03	4.81	0	0	0	0	0	0	3.19	3.19

Limit. Value D/N: 0 0

Level D/N: 36.0696 36.0696

Receiver: 3416
ID: R10
X: 725795
Y: 5125962
Z: 34.99
Ground: 30.49

Description	ID	X	Y	Z	Ground	ReflOrd	LxT	LxN	L/A	Dist.	hm	Freq	Adiv	K0b	Agr	Abar	z	Aatm	Afol	Ahous	Cmet	CmetN	Dc	RL	LtotT	LtotN
Turbine	T12	726758	5125702	113	35	0	103.1	103.1	1	1000.53	45.82	0	71	0	-0.37	0	0	2.53	0	0	0	0	0	0	29.98	29.98
Turbine	T13	726915	5126043	100.22	22.22	0	103.1	103.1	1	1124.82	45.34	0	72.02	0	-0.35	0	0	2.77	0	0	0	0	0	0	28.7	28.7
Turbine	T7	727284	5125754	88.51	24.51	0	104.3	104.3	1	1504.41	35.64	0	74.55	0	-0.05	0	0	2.5	0	0	0	0	0	0	27.31	27.31
Turbine	T6	727593	5125788	83.41	19.41	0	104.3	104.3	1	1807.05	34.87	0	76.14	0	-0.01	0	0	2.88	0	0	0	0	0	0	25.31	25.31
Turbine	T11	727635	5125464	113	35	0	103.1	103.1	1	1907.8	45.06	0	76.61	0	-0.22	0	0	4.09	0	0	0	0	0	0	22.66	22.66
Turbine	T5	728017	5125683	81.14	17.14	0	104.3	104.3	1	2239.92	33.66	0	78	0	-0.06	0	0	3.38	0	0	0	0	0	0	23	23
Turbine	T9	727848	5125867	88.58	12.58	0	102.6	102.6	1	2055.9	40.04	0	77.26	0	0	0	0	3.18	0	0	0	0	0	0	22.19	22.19
Turbine	T4	728283	5125560	83.81	19.81	0	104.3	104.3	1	2520.74	33.49	0	79.03	0	-0.15	0	0	3.68	0	0	0	0	0	0	21.76	21.76
Turbine	T8	727967	5125358	108	30	0	103.1	103.1	1	2255.6	41.84	0	78.07	0	-0.17	0	0	4.59	0	0	0	0	0	0	20.65	20.65
Turbine	T3	728653	5125378	90.99	26.99	0	104.3	104.3	1	2917.59	34.75	0	80.3	0	-0.26	0	0	4.09	0	0	0	0	0	0	20.18	20.18
Turbine	T10	728307	5125281	108	30	0	103.1	103.1	1	2603.7	41.78	0	79.31	0	-0.19	0	0	5.06	0	0	0	0	0	0	18.96	18.96
Turbine	T2	728820	5125274	93.81	29.81	0	104.3	104.3	1	3102.81	34.92	0	80.84	0	-0.3	0	0	4.28	0	0	0	0	0	0	19.5	19.5
Turbine	T1	729039	5125300	89	25	0	104.3	104.3	1	3311.3	34.07	0	81.4	0	-0.34	0	0	4.48	0	0	0	0	0	0	18.77	18.77
TRS	TRS	727989.92	5125169.89	25.94	23.44	0	90	90	1	2333.49	7	0	78.36	0	0.8	3.06	0.05	4.92	0	0	0	0	0	0	2.84	2.84

Limit. Value D/N: 0 0

Level D/N: 35.7742 35.7742

Receiver: 3453
ID: R25
X: 726003
Y: 5125949
Z: 23.39
Ground: 21.89

Description	ID	X	Y	Z	Ground	ReflOrd	LxT	LxN	L/A	Dist.	hm	Freq	Adiv	K0b	Agr	Abar	z	Aatm	Afol	Ahous	Cmet	CmetN	Dc	RL	LtotT	LtotN
Turbine	T12	726758	5125702	113	35	0	103.1	103.1	1	799.42	40.03	0	69.06	0	1.1	0	0	2.11	0	0	0	0	0	0	30.87	30.87
Turbine	T13	726915	5126043	100.22	22.22	0	103.1	103.1	1	920.05	39.84	0	70.28	0	1.19	0	0	2.36	0	0	0	0	0	0	29.31	29.31
Turbine	T7	727284	5125754	88.51	24.51	0	104.3	104.3	1	1297.39	30.11	0	73.26	0	2.24	0	0	2.24	0	0	0	0	0	0	26.58	26.58
Turbine	T6	727593	5125788	83.41	19.41	0	104.3	104.3	1	1599.26	29.4	0	75.08	0	2.3	0	0	2.62	0	0	0	0	0	0	24.32	24.32
Turbine	T11	727635	5125464	113	35	0	103.1	103.1	1	1704.9	39.31	0	75.63	0	1.49	0	0	3.78	0	0	0	0	0	0	22.24	22.24
Turbine	T5	728017	5125683	81.14	17.14	0	104.3	104.3	1	2032.31	28.29	0	77.16	0	2.3	0	0	3.14	0	0	0	0	0	0	21.72	21.72
Turbine	T9	727848	5125867	88.58	12.58	0	102.6	102.6	1	1847.97	34.66	0	76.33	0	2.3	0	0	2.93	0	0	0	0	0	0	21.06	21.06
Turbine	T4	728283	5125560	83.81	19.81	0	104.3	104.3	1	2313.74	28.07	0	78.29	0	2.16	0	0	3.46	0	0	0	0	0	0	20.41	20.41
Turbine	T8	727967	5125358	108	30	0	103.1	103.1	1	2052.74	36	0	77.25	0	1.56	0	0	4.31	0	0	0	0	0	0	20.03	20.03
Turbine	T3	728653	5125378	90.99	26.99	0	104.3	104.3	1	2711.66	29.24	0	79.66	0	1.99	0	0	3.88	0	0	0	0	0	0	18.78	18.78
Turbine	T10	728307	5125281	108	30	0	103.1	103.1	1	2400.37	35.93	0	78.61	0	1.6	0	0	4.79	0	0	0	0	0	0	18.14	18.14
Turbine	T2	728820	5125274	93.81	29.81	0	104.3	104.3	1	2897.6	29.23	0	80.24	0	1.92	0	0	4.07	0	0	0	0	0	0	18.08	18.08
Turbine	T1	729039	5125300	89	25	0	104.3	104.3	1	3105.29	28.63	0	80.84	0	1.84	0	0	4.28	0	0	0	0	0	0	17.35	17.35
TRS	TRS	727989.92	5125169.89	25.94	23.44	0	90	90	1	2134.21	5.44	0	77.58	0	3.33	1.53	0.3	4.59	0	0	0	0	0	0	2.94	2.94

Limit. Value D/N: 0 0

Level D/N: 35.6999 35.6999

Receiver: 3525
ID: R13
X: 725783
Y: 5125924
Z: 35.75
Ground: 31.25

Description	ID	X	Y	Z	Ground	ReflOrd	LxT	LxN	L/A	Dist.	hm	Freq	Adiv	K0b	Agr	Abar	z	Aatm	Afol	Ahous	Cmet	CmetN	Dc	RL	LtotT	LtotN
Turbine	T12	726758	5125702	113	35	0	103.1	103.1	1	1002.93	45.81	0	71.03	0	-0.37	0	0	2.53	0	0	0	0	0	0	29.95	29.95
Turbine	T13	726915	5126043	100.22	22.22	0	103.1	103.1	1	1140.06	45.16	0	72.14	0	-0.34	0	0	2.8	0	0	0	0	0	0	28.55	28.55
Turbine	T7	727284	5125754	88.51	24.51	0	104.3	104.3	1	1511.52	35.47	0	74.59	0	-0.05	0	0	2.51	0	0	0	0	0	0	27.26	27.26
Turbine	T6	727593	5125788	83.41	19.41	0	104.3	104.3	1	1815.73	34.76	0	76.18	0	-0.01	0	0	2.89	0	0	0	0	0	0	25.26	25.26
Turbine	T11	727635	5125464	113	35	0	103.1	103.1	1	1909.84	45.13	0	76.62	0	-0.22	0	0	4.09	0	0	0	0	0	0	22.65	22.65
Turbine	T5	728017	5125683	81.14	17.14	0	104.3	104.3	1	2247.42	33.35	0	78.03	0	-0.06	0	0	3.38	0	0	0	0	0	0	22.96	22.96
Turbine	T9	727848	5125867	88.58	12.58	0	102.6	102.6	1	2066.46	39.91	0	77.3	0	0	0	0	3.19	0	0	0	0	0	0	22.14	22.14
Turbine	T4	728283	5125560	83.81	19.81	0	104.3	104.3	1	2526.82	33.22	0	79.05	0	-0.16	0	0	3.69	0	0	0	0	0	0	21.73	21.73
Turbine	T8	727967	5125358	108	30	0	103.1	103.1	1	2257.31	42	0	78.07	0	-0.17	0	0	4.6	0	0	0	0	0	0	20.64	20.64
Turbine	T3	728653	5125378	90.99	26.99	0	104.3	104.3	1	2922	34.61	0	80.31	0	-0.26	0	0	4.1	0	0	0	0	0	0	20.16	20.16
Turbine	T10	728307	5125281	108	30	0	103.1	103.1	1	2605.62	41.97	0	79.32	0	-0.19	0	0	5.06	0	0	0	0	0	0	18.95	18.95
Turbine	T2	728820	5125274	93.81	29.81	0	104.3	104.3	1	3106.32	34.98	0	80.84	0	-0.3	0	0	4.28	0	0	0	0	0	0	19.49	19.49
Turbine	T1	729039	5125300	89	25	0	104.3	104.3	1	3315.68	33.88	0	81.41	0	-0.34	0	0	4.48	0	0	0	0	0	0	18.76	18.76
TRS	TRS	727989.92	5125169.89	25.94	23.44	0	90	90	1	2332.23	6.37	0	78.36	0	0.8	3.06	0.03	4.92	0	0	0	0	0	0	2.84	2.84

Limit. Value D/N: 0 0

Level D/N: 35.7189 35.7189

Receiver: 3633
ID: R14
X: 725769
Y: 5125879
Z: 35.9
Ground: 31.4

Description	ID	X	Y	Z	Ground	ReflOrd	LxT	LxN	L/A	Dist.	hm	Freq	Adiv	K0b	Agr	Abar	z	Aatm	Afol	Ahous	Cmet	CmetN	Dc	RL	LtotT	LtotN
Turbine	T12	726758	5125702	113	35	0	103.1	103.1	1	1007.67	45.43	0	71.07	0	-0.37	0	0	2.54	0	0	0	0	0	0	29.9	29.9
Turbine	T13	726915	5126043	100.22	22.22	0	103.1	103.1	1	1159.46	44.6	0	72.29	0	-0.34	0	0	2.83	0	0	0	0	0	0	28.36	28.36
Turbine	T7	727284	5125754	88.51	24.51	0	104.3	104.3	1	1521.06	35.01	0	74.64	0	-0.04	0	0	2.53	0	0	0	0	0	0	27.19	27.19
Turbine	T6	727593	5125788	83.41	19.41	0	104.3	104.3	1	1826.89	34.08	0	76.23	0	-0.01	0	0	2.9	0	0	0	0	0	0	25.19	25.19
Turbine	T11	727635	5125464	113	35	0	103.1	103.1	1	1913.15	44.82	0	76.63	0	-0.22	0	0	4.1	0	0	0	0	0	0	22.63	22.63
Turbine	T5	728017	5125683	81.14	17.14	0	104.3	104.3	1	2256.98	32.76	0	78.07	0	-0.07	0	0	3.4	0	0	0	0	0	0	22.92	22.92
Turbine	T9	727848	5125867	88.58	12.58	0	102.6	102.6	1	2079.7	39.41	0	77.36	0	0.01	0	0	3.2	0	0	0	0	0	0	22.07	22.07
Turbine	T4	728283	5125560	83.81	19.81	0	104.3	104.3	1	2534.61	32.64	0	79.08	0	-0.16	0	0	3.7	0	0	0	0	0	0	21.7	21.7
Turbine	T8	727967	5125358	108	30	0	103.1	103.1	1	2260.05	41.86	0	78.08	0	-0.17	0	0	4.6	0	0	0	0	0	0	20.63	20.63
Turbine	T3	728653	5125378	90.99	26.99	0	104.3	104.3	1	2927.71	34.16	0	80.33	0	-0.26	0	0	4.1	0	0	0	0	0	0	20.14	20.14
Turbine	T10	728307	5125281	108	30	0	103.1	103.1	1	2608.49	41.88	0	79.33	0	-0.19	0	0	5.06	0	0	0	0	0	0	18.94	18.94
Turbine	T2	728820	5125274	93.81	29.81	0	104.3	104.3	1	3110.95	34.71	0	80.86	0	-0.3	0	0	4.29	0	0	0	0	0	0	19.47	19.47
Turbine	T1	729039	5125300	89	25	0	104.3	104.3	1	3321.29	33.4	0	81.43	0	-0.34	0	0	4.49	0	0	0	0	0	0	18.74	18.74
TRS	TRS	727989.92	5125169.89	25.94	23.44	0	90	90	1	2331.4	5.54	0	78.35	0	0.8	3.06	0.02	4.92	0	0	0	0	0	0	2.85	2.85

Limit. Value D/N: 0 0

Level D/N: 35.6442 35.6442