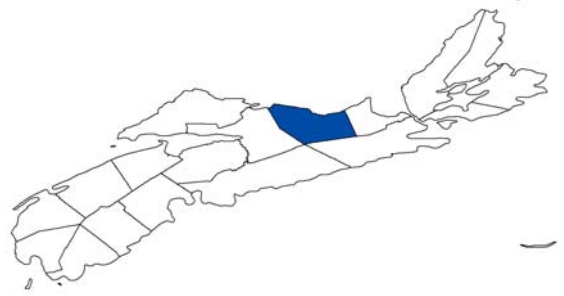


PICTOU COUNTY

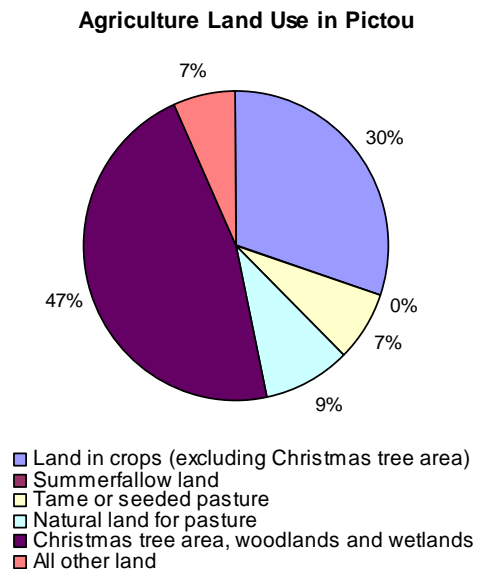
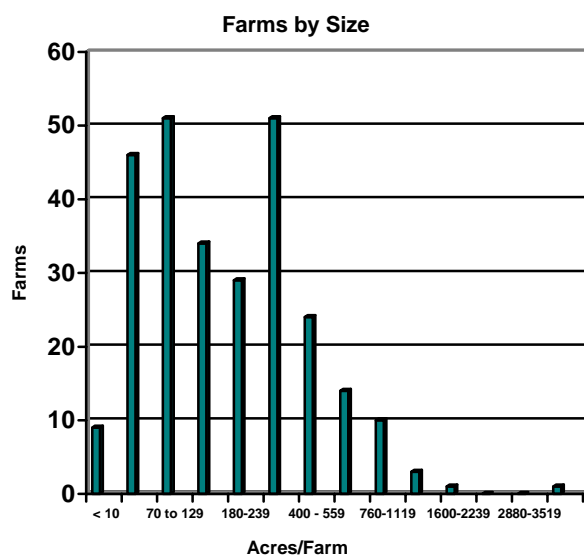


AGRICULTURAL PROFILE | 2006

As of the 2006 Statistics Canada Census of Agriculture, Pictou County made up 7.2 percent of all farms in Nova Scotia. In 2006, the leading agriculture sector in terms of number of farms was beef farming. The county produced \$18,752,416 in gross farm receipts (excluding forest products), accounting for 3.7 percent of all gross farm receipts in the province, making Pictou county the tenth largest county in terms of agricultural production.

	2001	2006	% change	NS 2006	County/NS
Number of farms	274	273	-0.4%	3,795	7.2%
Total farm area (hectares)	30,148	30,002	-0.5%	403,044	7.4%
Average size of farm (hectares)	110	110	0.0%	106	103.7%

	2001	2006	% change	NS 2006	County/NS
Gross farm receipts (exc forest products)	\$16,210,243	\$18,752,416	+15.7%	\$509,520,691	3.7%
Average per farm	\$59,161	\$68,690	+16.1%	\$134,261	51.2%



Farms classified by industry (North American Industry Classification System), census year 2006,

Item	Quantity	Percentage of Nova Scotia
Total farms	273	7%
Beef cattle ranching and farming, including feedlots	71	10%
Fruit and tree-nut farming	60	7%
Hay farming	34	12%
Nursery and tree production	20	5%
Dairy cattle and milk production	17	6%
All other miscellaneous crop farming	15	12%
Horse and other equine production	14	8%
Livestock combination farming	13	8%
Sheep farming	9	17%
Other vegetables (except potato) and melon farming	9	7%
Goat farming	4	18%
Floriculture production	3	3%
Fruit and vegetable combination farming	2	8%
All other miscellaneous animal production	1	5%
Other food crops grown under cover	1	3%
Hog and pig farming	0	0%
Chicken egg production	0	0%
Broiler and other meat-type chicken production	0	0%
Turkey production	0	0%
Poultry hatcheries	0	0%
Combination poultry and egg production	0	0%
Other poultry production	0	0%
Apiculture	0	0%
Fur-bearing animal and rabbit production	0	0%
Soybean farming	0	0%
Oilseed (except soybean) farming	0	0%
Dry pea and bean farming	0	0%
Wheat farming	0	0%
Corn farming	0	0%
Other grain farming	0	0%
Potato farming	0	0%
Mushroom production	0	0%
Tobacco farming	0	0%

Farms classified by gross farm receipts	Quantity
Under \$10,000	94
\$10,000 to \$24,999	73
\$25,000 to \$49,999	46
\$50,000 to \$99,999	23
\$100,000 to \$249,999	18
\$250,000 to \$499,999	9
\$500,000 to \$999,999	9
\$1,000,000 to \$1,999,999	1
\$2,000,000 and up	0

Operator Characteristics	Quantity
Total number of operators	360
Total male operators	275
Total female operators	85
Average age of principle operator	53.8