

# Royal



# Gazette

## Part II Regulations under the Regulations Act

---

*Printed by the Queen's Printer*

Halifax, Nova Scotia

Vol. 40, No. 7

April 1, 2016

### Contents

Act	Reg. No.	Page
<b>Building Code Act</b>		
Nova Scotia Building Code Regulations—amendment.....	44/2016	379
<b>Gas Distribution Act</b>		
Gas Distribution Regulations (Nova Scotia)—amendment.....	46/2016	381
<b>Motor Vehicle Act</b>		
Traffic Signs Regulations—amendment.....	42/2016	354
<b>Petroleum Products Pricing Act</b>		
Prescribed Petroleum Products Prices.....	43/2016	377
Prescribed Petroleum Products Prices.....	47/2016	382
<b>Public Highways Act</b>		
Spring Weight Restrictions Regulations—amendment.....	45/2016	380

**In force date of regulations:** As of March 4, 2005\*, the date a regulation comes into force is determined by subsection 3(6) of the *Regulations Act*. The date a regulation is made, the date a regulation is approved, the date a regulation is filed and any date specified in a regulation are important to determine when the regulation is in force.

\*Date that subsections 3(6) and (7) and Sections 11 and 13 of the *Regulations Act* and amendments to the *Regulations Act* made by Chapter 46 of the Acts of 2004 were proclaimed in force.

**N.S. Reg. 42/2016**

Made: March 3, 2016

Filed: March 9, 2016

Traffic Signs Regulations—amendment

Order dated March 3, 2016

Amendment to regulations made by the Minister of Transportation and Infrastructure Renewal pursuant to Section 88 of the *Motor Vehicle Act*

**In the matter of Section 88 of Chapter 293  
of the Revised Statutes of Nova Scotia, 1989, the *Motor Vehicle Act***

-and-

**In the matter of an amendment to the *Traffic Signs Regulations*  
made by the Minister of Transportation and Infrastructure Renewal  
under Section 88 of the *Motor Vehicle Act***

I, Geoff MacLellan, Minister of Transportation and Infrastructure Renewal for the Province of Nova Scotia, pursuant to Section 88 of Chapter 293 of the Revised Statutes of Nova Scotia, 1989, the *Motor Vehicle Act*, do hereby amend the *Traffic Signs Regulations*, N.S. Reg. 165/2012, made by the Minister of Transportation and Infrastructure Renewal by Order dated August 22, 2012, to incorporate the Manual of Uniform Traffic Control Devices, 5th edition (January 2014), in the manner set forth in the attached Schedule “A”, effective on and after March 3, 2016.

Dated and made in Halifax, in the Halifax Regional Municipality, Nova Scotia, this 3rd day of March, 2016.

sgd: *Geoff MacLellan*

Honourable Geoff MacLellan

Minister of Transportation and

Infrastructure Renewal

**Schedule “A”**

**Amendment to the *Traffic Signs Regulations*  
made by the Minister of Transportation and Infrastructure Renewal  
under Section 88 of Chapter 293 of the Revised Statutes of Nova Scotia, 1989,  
the *Motor Vehicle Act***

- 1 Subsection 3(1) of the *Traffic Signs Regulations*, N.S. Reg. 165/2012, made by the Minister of Transportation and Infrastructure Renewal by Order dated August 22, 2012, is amended by striking out “Fourth Edition, September 1998” and substituting “Fifth Edition, January 2014”.
- 2 The table in Section 8 of the regulations is repealed and the following table is substituted:

<b>Designations and Descriptions of Official Traffic Signs</b>	
<b>Individual Sign Designations and Descriptions</b>	
Designation	Description
RA-1	<b>“Stop” sign</b> <ul style="list-style-type: none"> <li>must have block capital white letters on a red background</li> <li>lettering must be at least 20 cm in height</li> </ul>

RA-1S1, RA-1S2, RA-1S3	<p><b>“Pictographic all way stop” tab sign</b></p> <ul style="list-style-type: none"> <li>• must have a red background</li> <li>• must have red octagons imposed on a white symbol of an intersection</li> <li>• the configuration of the intersection shown on the sign must generally match the physical configuration of the intersection where the sign is erected</li> <li>• must be used only in combination with and displayed under a “stop” sign (RA-1)</li> <li>• must not be used in combination with a “4-way” tab sign (RA-1S4) or an “all way” tab sign (RA-1S5)</li> </ul>
RA-1S4	<p><b>“4-way” tab sign</b></p> <ul style="list-style-type: none"> <li>• must have block capital white letters on a red background, except signs erected before the date this Section comes into force which may have block capital black letters on a white background</li> <li>• must be used only in combination with and displayed under a “stop” sign (RA-1)</li> <li>• must not be used in combination with a “pictographic all way stop” tab sign (RA-1S1, RA-1S2, or RA-1S3) or an “all way” tab sign (RA-1S5)</li> </ul>
RA-1S5	<p><b>“All way” tab sign</b></p> <ul style="list-style-type: none"> <li>• must have block capital white letters on a red background, except signs erected before the date this Section comes into force which may have block capital black letters on a white background</li> <li>• must be used only in combination with and displayed under a “stop” sign (RA-1)</li> <li>• must not be used in combination with a “pictographic all way stop” tab sign (RA-1S1, RA-1S2, or RA-1S3) or a “4-way” tab sign (RA-1S4)</li> </ul>
RA-2	<p><b>“Yield” sign</b></p> <ul style="list-style-type: none"> <li>• must be a red inverted triangle with a white centre</li> </ul>
RA-3L, RA-3R	<p><b>“School crosswalk” sign</b></p> <ul style="list-style-type: none"> <li>• must have a black symbol of a walking schoolboy and schoolgirl on a white background</li> <li>• must be oriented so that the symbol shows the pedestrians walking toward the centre of the roadway</li> </ul>
RA-4L, RA-4R	<p><b>“Pedestrian crosswalk” sign</b></p> <ul style="list-style-type: none"> <li>• must have a black symbol of a pedestrian on a white background</li> <li>• must be oriented so that the symbol shows the pedestrian walking toward the centre of the roadway</li> </ul>
RA-5L, RA-5R	<p><b>“Overhead pedestrian crosswalk” sign</b></p> <ul style="list-style-type: none"> <li>• must have a white symbol of a pedestrian on a black background</li> <li>• must be mounted above the crosswalk and oriented so that the symbol shows the pedestrian walking toward the centre of the roadway</li> <li>• must be internally illuminated</li> </ul>
RA-8	<p><b>“In-street school crosswalk” sign</b></p> <ul style="list-style-type: none"> <li>• must have a white background</li> <li>• must have a red inverted triangle with a white centre above the word “TO” in block capital letters above a black symbol of a walking schoolboy and schoolgirl</li> <li>• sign must be surrounded by a wide fluorescent yellow-green border</li> </ul>
RB-1	<p><b>“Maximum speed” sign</b></p> <ul style="list-style-type: none"> <li>• must have block capital black letters and black numerals on a white background</li> <li>• the numerals on the sign indicate the maximum rate of speed in kilometres per hour for the section of the highway where the sign is erected</li> </ul>

RB-2	<p><b>“Trucks maximum speed” sign</b></p> <ul style="list-style-type: none"> <li>• must have block capital black letters and black numerals on a white background</li> <li>• the numerals on the sign indicate the maximum rate of speed in kilometres per hour for trucks for the section of on the highway where the sign is erected</li> </ul>
RB-3	<p><b>“Night speed” sign</b></p> <ul style="list-style-type: none"> <li>• must have block capital white letters and white numerals on a black background</li> <li>• the numerals on the sign indicate the maximum rate of speed in kilometres per hour for the section of the highway at night where the sign is erected</li> </ul>
RB-4	<p><b>“Minimum speed” sign</b></p> <ul style="list-style-type: none"> <li>• must have block capital black letters and black numerals on a white background</li> <li>• the numerals on the sign indicate the minimum rate of speed in kilometres per hour for the section of the highway where the sign is erected</li> </ul>
RB-5	<p><b>“Maximum speed ahead” sign</b></p> <ul style="list-style-type: none"> <li>• must have a black arrow and black numerals on a white background</li> <li>• may only be placed in advance of a “maximum speed” sign (RB-1)</li> <li>• the numerals on the sign indicate the maximum rate of speed in kilometres per hour for the upcoming speed zone in advance of which the sign is displayed</li> </ul>
RB-9S	<p><b>“Except bicycles” tab sign</b></p> <ul style="list-style-type: none"> <li>• must have block capital black letters on a white background</li> <li>• must be used only in combination with and displayed under the following signs, to indicate that approaching cyclists are not required to comply with the sign under which the tab sign is displayed: <ul style="list-style-type: none"> <li>- “through traffic prohibited” sign (RB-10),</li> <li>- “prohibitive turn control” sign (RB-11L, RB-11R or RB-16),</li> <li>- “restrictive turn control” sign (RB-14L, RB-14R, RB-15 or RB-15A),</li> <li>- “do not enter” sign (RB-23),</li> <li>- any other regulatory sign that approaching cyclists are not required to comply with</li> </ul> </li> </ul>
RB-10	<p><b>“Through traffic prohibited” sign</b></p> <ul style="list-style-type: none"> <li>• must have a red circle and a diagonal line superimposed over a black arrow on a white background</li> <li>• may be used only to indicate that traffic approaching the sign must not proceed straight ahead</li> <li>• may be supplemented by any of the following signs displayed under it: <ul style="list-style-type: none"> <li>- “except bicycles” tab sign (RB-9S)</li> <li>- “except buses” tab sign (RB-11S1)</li> <li>- “except authorized vehicles” tab sign (R-107)</li> </ul> </li> </ul>
RB-11L, RB-11R, RB-16	<p><b>“Prohibitive turn control” sign</b></p> <ul style="list-style-type: none"> <li>• must have a red circle and a diagonal line superimposed over a black arrow on a white background</li> <li>• may be used only to indicate that traffic approaching the sign must not turn in the direction shown by the black arrow on the sign</li> <li>• may be supplemented by and displayed above any of the following signs: <ul style="list-style-type: none"> <li>- “except bicycles” tab sign (RB-9S)</li> <li>- “except buses” tab sign (RB-11S1)</li> <li>- “except authorized vehicles” tab sign (R-107)</li> </ul> </li> </ul>
RB-14L, RB-14R, RB-15, RB-15A	<p><b>“Restrictive turn control” sign</b></p> <ul style="list-style-type: none"> <li>• must have a green circle circumscribing a black arrow or arrows on a white background</li> </ul>

	<ul style="list-style-type: none"> <li>• may be used only to indicate that traffic approaching the sign must proceed only in the direction or directions shown by the black arrow or arrows on the sign</li> <li>• may be supplemented by and displayed above any of the following signs: <ul style="list-style-type: none"> <li>- “except bicycles” tab sign (RB-9S)</li> <li>- “except buses” tab sign (RB-11S1)</li> <li>- “except authorized vehicles” tab sign (R-107)</li> </ul> </li> </ul>
RB-11S1	<p><b>“Except buses” tab sign</b></p> <ul style="list-style-type: none"> <li>• must have block capital black letters on a white background</li> <li>• must be used only in combination with and displayed under the following signs, to indicate that approaching buses are not required to comply with the sign under which the tab sign is displayed: <ul style="list-style-type: none"> <li>- “through traffic prohibited” sign (RB-10)</li> <li>- “prohibitive turn control” sign (RB-11L, RB-11R or RB-16)</li> <li>- “restrictive turn control” sign (RB-14L, RB-14R, RB-15 or RB-15A)</li> <li>- any other regulatory sign that an approaching bus is not required to comply with</li> </ul> </li> </ul>
RB-17R	<p><b>“No right turn on red” sign</b></p> <ul style="list-style-type: none"> <li>• must have a white background</li> <li>• must have a red circle and a diagonal line superimposed over a black arrow, above a depiction of a black traffic signal head showing a red display</li> <li>• may be used only to indicate that approaching traffic must not make a right turn when the red light is displayed</li> <li>• may be supplemented by an “except with green arrow” sign (R-105) as part of the sign or displayed as a tab under the sign</li> </ul>
RB-17L	<p><b>“No left turn on red” sign</b></p> <ul style="list-style-type: none"> <li>• must have a white background</li> <li>• must have a red circle and a diagonal line superimposed over a black arrow, above a depiction of a black traffic signal head showing a red display</li> <li>• may be used only to indicate that approaching traffic must not make a left turn when the red light is displayed</li> <li>• may be supplemented by an “except with green arrow” sign (R-105) as part of the sign or displayed as a tab under the sign</li> </ul>
RB-18	<p><b>“Left turn signal” sign</b></p> <ul style="list-style-type: none"> <li>• must have block capital black letters on a white background</li> <li>• may be used only on an intersection approach where separate traffic signals are used for left-turning traffic and it is not clear that they are separate from signals for traffic moving through the intersection</li> </ul>
RB-21	<p><b>“One way” sign</b></p> <ul style="list-style-type: none"> <li>• must have a white arrow on a black background</li> </ul>
RB-23	<p><b>“Do not enter” sign</b></p> <ul style="list-style-type: none"> <li>• must have a red circle on a white background with a thick white horizontal line in the centre of the circle</li> </ul>
RB-24	<p><b>“Two-way traffic” sign</b></p> <ul style="list-style-type: none"> <li>• must have black symbols and black arrows on a white background</li> </ul>
RB-25	<p><b>“Keep right” sign</b></p> <ul style="list-style-type: none"> <li>• must have a black symbol and a black arrow on a white background</li> <li>• may be used only to indicate that traffic proceeding beyond the sign must travel to the right of the sign</li> </ul>

RB-31	<p><b>“Do not pass” sign</b></p> <ul style="list-style-type: none"> <li>• must have a red circle with a red diagonal line superimposed over 2 black symbols of a car on a white background</li> </ul>
RB-32	<p><b>“Passing permitted” sign</b></p> <ul style="list-style-type: none"> <li>• must have a green circle circumscribing 2 black symbols of a car on a white background</li> </ul>
RB-33	<p><b>“Motor vehicle passing prohibited” sign</b></p> <ul style="list-style-type: none"> <li>• must have a red circle with a red diagonal line superimposed over a black symbol of a car to the left of a black symbol of a bicycle on a white background</li> <li>• must be used with in combination with a “do not pass bicycles” tab sign (RB-33S1) at the beginning of or within the no-passing zone to indicate that motorists must not overtake cyclists within the zone</li> <li>• may be used in combination with an “ends” tab sign (RB-33S2) at the end of the no-passing zone to indicate the end of the zone and that passing of cyclists is again permitted</li> </ul>
RB-33S1	<p><b>“Do not pass bicycles” tab sign</b></p> <ul style="list-style-type: none"> <li>• must have block capital black letters on a white background</li> <li>• must be used only in combination with a “motor vehicle passing prohibited” sign (RB-33)</li> </ul>
RB-33S2	<p><b>“Ends” tab sign</b></p> <ul style="list-style-type: none"> <li>• must have block capital black letters on a white background</li> <li>• must be used only in combination with another regulatory sign to indicate the end of an area where a specific requirement or prohibition applies</li> </ul>
RB-34	<p><b>“Keep right except to pass” sign</b></p> <ul style="list-style-type: none"> <li>• must have block capital black letters on a white background</li> </ul>
RB-35	<p><b>“Slower traffic keep right” sign</b></p> <ul style="list-style-type: none"> <li>• must have block capital black letters on a white background</li> <li>• may be used to indicate that slower moving traffic must travel in the right lane</li> </ul>
RB-36	<p><b>“Yield centre lane to opposing traffic” sign</b></p> <ul style="list-style-type: none"> <li>• must have block capital black letters on a white background</li> </ul>
RB-37	<p><b>“Turning vehicles yield to bicycles” sign</b></p> <ul style="list-style-type: none"> <li>• must have black and red symbols on a white background</li> <li>• may be used where motorists are required to cross an area set aside for cyclists and are required to yield to the cyclist</li> </ul>
RB-38	<p><b>“Turning vehicles yield to bicycles and pedestrians” sign</b></p> <ul style="list-style-type: none"> <li>• must have block capital black letters and a red yield symbol on a white background</li> <li>• may be used where motorists are required to cross or share an area used by cyclists and pedestrians and are required to yield to the cyclists and pedestrians</li> </ul>
RB-39	<p><b>“Bicycles yield to pedestrians” sign</b></p> <ul style="list-style-type: none"> <li>• must have black and red symbols on a white background</li> <li>• may be used where cyclists are required to cross or share an area used by pedestrians and are required to yield to pedestrians</li> </ul>
RB-40	<p><b>“Bicycles yield at high speed ramp” sign</b></p> <ul style="list-style-type: none"> <li>• must have black and red symbols on a white background</li> <li>• may be used where cyclists are required to yield to vehicles before crossing a ramp to or from a major road and where the maximum rate of speed for the</li> </ul>

	major road is higher than 70 km/h
RB-41L, RB-41R, RB-42L, RB-42R, RB-43, RB-44, RB-45, RB-48	<p><b>“Overhead lane control” sign</b></p> <ul style="list-style-type: none"> <li>• must have a white arrow or arrows on a black background</li> <li>• may be mounted above a lane to indicate that traffic in the lane must proceed in the direction or directions shown by the arrow or arrows</li> <li>• RB-41L, RB-41R, RB-42L, RB-42R, RB-43, RB-44 and RB-45 signs may be side-mounted, if the traffic authority determines it is appropriate, to indicate that the traffic in the lane immediately next to the sign must proceed in the direction or directions shown by the arrow or arrows</li> <li>• RB-48 sign may only be side-mounted if a “centre lane” tab sign (RB-48S) is displayed below it</li> </ul>
RB-48S	<p><b>“Centre lane” tab sign</b></p> <ul style="list-style-type: none"> <li>• must have block capital letters on [a] white background</li> <li>• must be displayed under a side-mounted “overhead lane control” sign (RB-48)</li> <li>• may be displayed under an overhead-mounted “overhead lane control” sign (RB-48)</li> </ul>
RB-46A, RB-46B, RB-46L, RB-46R, RB-47A, RB-47B, RB-47C, RB-47D, RB-47E, RB-47L, RB-47R, RB-49	<p><b>“Side-mounted lane control” sign</b></p> <ul style="list-style-type: none"> <li>• must have white arrows on a black background separated by short white lines</li> <li>• may be used only to indicate that traffic in a lane must proceed in the direction shown for that lane</li> </ul>
RB-51, RB-52, RB-52A	<p><b>“No parking” sign</b></p> <ul style="list-style-type: none"> <li>• must have a red circle with a red diagonal line superimposed over a black capital letter “P” on a white background</li> <li>• may have 1 or 2 arrows pointing in the direction or directions in which parking is prohibited and may have wording in block capital black letters showing where parking is prohibited, such as “on pavement”, “next 3 km”, or “within 3 m of pavement”</li> <li>• may have block capital black letters and black numerals indicating the hours of the day and the days of the week during which parking is prohibited</li> <li>• may have, in block capital black letters, wording such as “bus stop”, “taxi stand”, “loading zone”, “except police vehicles” or other wording determined to be necessary by the traffic authority under whose authority the sign is erected</li> <li>• may be used in combination with RB-53, RB-55, RB-57 or RB-57A</li> </ul>
RB-52B	<p><b>“Accessible parking” sign</b></p> <ul style="list-style-type: none"> <li>• must have a white background</li> <li>• must have a red circle with a red diagonal line superimposed over a black capital letter “P”, above a white and blue disabled person symbol beside the words “accessible parking by permit only” in block capital black letters</li> <li>• may have 1 or 2 black arrows pointing in the direction or directions in which parking is prohibited without the required identification permit or number plate</li> <li>• may have block capital black letters and black numerals indicating the length of time, the hours of the day and days of the week during which parking is permitted</li> <li>• may be used in combination with RB-53, RB-55, RB-57 or RB-57A</li> </ul>
RB-53	<p><b>“Parking permitted” sign</b></p> <ul style="list-style-type: none"> <li>• must have a green circle circumscribing a black capital letter “P” on a white background</li> </ul>



	<ul style="list-style-type: none"> <li>• may have 1 or 2 black arrows pointing in a direction or directions in which parking is permitted</li> <li>• may have block capital black letters and black numerals indicating the length of time, hours of the day, or days of the week during which parking is permitted</li> <li>• may have other wording, in block capital black letters, that is determined necessary by the traffic authority under whose authority the sign is erected</li> <li>• may be used in combination with RB-51, RB-52, RB-52A, RB-52B, RB-55, RB-57 or RB-57A</li> </ul>
RB-55, RB-57, RB-57A	<p><b>“No stopping” sign</b></p> <ul style="list-style-type: none"> <li>• must have a red circle with a red diagonal line superimposed over a black octagon on a white background</li> <li>• may have 1 or 2 black arrows pointing in the direction or directions in which stopping is prohibited</li> <li>• may have wording in block capital black letters showing where stopping is prohibited, such as “on pavement”, “next 3 km”, “on tracks”, or “within 3 m of pavement”</li> <li>• may have block capital black letters and black numerals indicating the hours of the day and days of the week during which stopping is prohibited</li> <li>• may be used in combination with RB-51, RB-52, RB-52A, RB-52B or RB-53</li> </ul>
RB-61	<p><b>“Truck route” sign</b></p> <ul style="list-style-type: none"> <li>• must have a green circle circumscribing a black symbol of a truck on a white background</li> <li>• may be supplemented by a “truck route arrows” sign (RB-61SA, RB-61SB, RB-61SC) as part of the sign or displayed as a tab under the sign</li> </ul>
RB-61SA, RB-61SB, RB-61SC	<p><b>“Truck route arrows” sign</b></p> <ul style="list-style-type: none"> <li>• must have a black arrow or arrows on a white background or a white arrow or arrows on a black background</li> <li>• may have block capital black letters and black numerals on a white background, or block capital white letters and white numerals on a black background, indicating the hours of the day and days of the week during which trucks are permitted on the highway</li> <li>• must be part of, or displayed as a tab under, a “truck route” sign (RB-61) to indicate that truck traffic approaching the sign must proceed only in the direction or directions shown by the arrow or arrows, and only during any period of time shown</li> </ul>
RB-62	<p><b>“Truck prohibition” sign</b></p> <ul style="list-style-type: none"> <li>• must have a red circle with a red diagonal line superimposed over a black symbol of a truck on a white background</li> <li>• may be used only to indicate that a truck with a registered weight of over 3000 kg must not be used on the highway except to make a local delivery</li> </ul>
RB-63	<p><b>“Weight limit control” sign</b></p> <ul style="list-style-type: none"> <li>• must have block capital black letters and black numerals on a white background</li> <li>• the numerals on the sign indicate the maximum gross vehicle weight in tonnes permitted for a vehicle on the highway</li> </ul>
RB-63A	<p><b>“Bridge weight restriction” sign</b></p> <ul style="list-style-type: none"> <li>• must have block capital black letters and black numerals on a white background</li> <li>• the numerals on the sign indicate the maximum allowable axle weight loads for the various vehicles using the bridge</li> </ul>



RB-63B	<p><b>“Vehicle combination bridge weight restriction” sign</b></p> <ul style="list-style-type: none"> <li>• must have block capital black letters, black numerals and black symbols of trucks on a white background</li> <li>• the numerals on the sign may be used only to indicate the maximum gross vehicle weights allowed on the bridge for a single unit vehicle, a combination of 2-vehicle units, and a combination of 3-vehicle units</li> </ul>
RB-65	<p><b>“Snowmobiles prohibited” sign</b></p> <ul style="list-style-type: none"> <li>• must have a red circle with a red diagonal line superimposed over a black symbol of a snowmobile on a white background</li> </ul>
RB-66	<p><b>“Pedestrians prohibited” sign</b></p> <ul style="list-style-type: none"> <li>• must have a red circle with a red diagonal line superimposed over a black symbol of a walking pedestrian on a white background</li> </ul>
RB-67	<p><b>“Cycling prohibited” sign</b></p> <ul style="list-style-type: none"> <li>• must have a red circle with a red diagonal line superimposed over a black symbol of a bicycle on [a] white background</li> </ul>
RB-68	<p><b>“Lane use restriction” sign</b></p> <ul style="list-style-type: none"> <li>• must have a white background</li> <li>• must have a red circle with a red diagonal line superimposed over a black symbol of a truck, above a black downward pointing arrow</li> <li>• may be mounted only above the lane where trucks are prohibited, to indicate that a truck with a registered weight of over 3000 kg is prohibited in the lane</li> </ul>
RB-69	<p><b>“Dangerous goods route” sign</b></p> <ul style="list-style-type: none"> <li>• must have a green circle circumscribing a black diamond on a white background</li> </ul>
RB-70	<p><b>“Dangerous goods prohibited” sign</b></p> <ul style="list-style-type: none"> <li>• must have a red circle with a red diagonal line superimposed over a black diamond on a white background</li> <li>• indicates that the carriage of dangerous goods is prohibited on the highway</li> </ul>
RB-73L, RB-73R	<p><b>“Cross other side” sign</b></p> <ul style="list-style-type: none"> <li>• must have a white background</li> <li>• must have a red circle with a red diagonal line superimposed over a black symbol of a walking pedestrian, oriented so that the pedestrian is walking in the direction that pedestrians are permitted to cross</li> <li>• must have a green circle circumscribing a black symbol of a walking pedestrian, oriented so that the pedestrian is walking in the direction that pedestrians are permitted to cross, with a horizontal black arrow below the circle pointing in the direction that pedestrians are permitted to cross</li> <li>• may be used only to indicate that pedestrians must not cross one leg of an intersection and directs pedestrians to where they are permitted to cross</li> </ul>
RB-76	<p><b>“Truck inspection station (advance)” sign</b></p> <ul style="list-style-type: none"> <li>• must have [a] black symbol of a truck and scale and black numerals on a white background</li> <li>• the numerals on the sign must indicate the distance to the scale (truck inspection station)</li> <li>• may be used only to indicate that a scale (truck inspection station) is ahead</li> </ul>
RB-77	<p><b>“Truck inspection station exit” sign</b></p> <ul style="list-style-type: none"> <li>• must have [a] black symbol of a truck and scale and a black upward-slanting arrow on a white background</li> </ul>

	<ul style="list-style-type: none"> <li>• may be used only to indicate the exit for and direction to a scale (truck inspection station)</li> </ul>
RB-78	<p><b>“Cycling prohibited on sidewalks” sign</b></p> <ul style="list-style-type: none"> <li>• must have a red circle with a red diagonal line superimposed over a black symbol of a bicycle on a white background</li> <li>• must have the words “on sidewalk” in block capital black letters below the red circle</li> </ul>
RB-79	<p><b>“Dismount and walk” sign</b></p> <ul style="list-style-type: none"> <li>• must have a green circle circumscribing a black symbol of a pedestrian and bicycle on a white background</li> <li>• may be used only to indicate to indicate that cyclists are required to dismount and walk their bicycle in a specific area</li> <li>• may be used in combination with a “dismount and walk” tab sign (RB-79T)</li> <li>• may be used in combination with an “ends” sign (RB-33S2) to indicate the end of the dismount-and-walk zone and that cycling may be resumed</li> </ul>
RB-79T	<p><b>“Dismount and walk” tab sign</b></p> <ul style="list-style-type: none"> <li>• must have block capital black letters on a white background</li> <li>• must be used only in combination with and displayed under a “dismount and walk” sign (RB-79)</li> </ul>
RB-80, RB-80A, RB-81, RB-81A	<p><b>“Reserved lane” sign</b></p> <ul style="list-style-type: none"> <li>• must have a white background</li> <li>• must have a black symbol of a bus, taxi, bicycle or car with a white numeral on the car symbol, or some combination of those, to the right of a white diamond on a black rectangular area in the upper left-hand corner of the sign</li> <li>• must have a black arrow indicating the lane that is reserved</li> <li>• the numeral shown on the car symbol must indicate the minimum number of occupants required to be carried in a vehicle, other than any authorized bus, taxi or bicycle, to operate in the lane indicated by the sign</li> <li>• may be used to designate a reserved lane on a highway or the entire highway, and indicate that vehicles other than the vehicles specified on the sign must not use the reserved lane</li> <li>• if a lane is reserved only on particular days and between particular hours, the sign must have block capital black letters and black numerals that indicate the days or hours when the reserved lane is in effect</li> <li>• when 1 or 2 vehicle symbols are to be displayed, RB-80 or RB-81 must be used</li> <li>• when 3 or more vehicle symbols are to be displayed, RB-80A or RB-81A must be used</li> <li>• RB-80 or RB-80A must be mounted directly above the lane that is reserved</li> <li>• RB-81 or RB-81A must be side-mounted next to the lane that is reserved</li> <li>• the dates, times and combination of symbols displayed on a “reserved lane” sign are as determined by the traffic authority under whose authority the sign is erected</li> </ul>
RB-80S1	<p><b>“Reserved lane begins” tab sign</b></p> <ul style="list-style-type: none"> <li>• must have block capital black letters on a white background</li> <li>• must be used only in combination with a “reserved lane” sign (RB-80, RB-80A, RB-81, RB-81A), displayed as a tab under the first “reserved lane” sign in a series</li> </ul>
RB-80S2	<p><b>“Reserved lane ends” tab sign</b></p> <ul style="list-style-type: none"> <li>• must have block capital black letters on a white background</li> <li>• must be used in only combination with a “reserved lane” sign (RB-80, RB-80A,</li> </ul>

	RB-81, RB-81A), displayed as a tab under the sign, to indicate the end of a reserved lane
RB-84	<p><b>“In-line skating prohibited” sign</b></p> <ul style="list-style-type: none"> <li>• must have a red circle and a diagonal line superimposed over a black symbol of an in-line skate on a white background</li> <li>• may be used only to indicate that in-line skating is prohibited in a specific area</li> </ul>
RB-85	<p><b>“Motorcycles prohibited” sign</b></p> <ul style="list-style-type: none"> <li>• must have a red circle and a diagonal line superimposed over a black symbol of a motorcycle on a white background</li> <li>• may be used only at the entrance to a bicycle path or multi-use trail to indicate that motorcycles are prohibited in a specific area</li> </ul>
RB-86	<p><b>“Pedestrians and motorcycles prohibited” sign</b></p> <ul style="list-style-type: none"> <li>• must have a red circle and a diagonal line superimposed over a black symbol of a pedestrian above a black symbol of a motorcycle, all on a white background</li> <li>• may be used only at the entrance to a bicycle path or multi-use trail to indicate that pedestrians and motorcycles are prohibited in a specific area</li> </ul>
RB-87	<p><b>“All-terrain vehicles prohibited” sign</b></p> <ul style="list-style-type: none"> <li>• must have a red circle and a diagonal line superimposed over a black symbol of an all-terrain vehicle on a white background</li> <li>• may be used only at the entrance to a bicycle path or multi-use trail to indicate that all-terrain vehicles are prohibited in a specific area</li> </ul>
RB-88	<p><b>“Automobiles prohibited” sign</b></p> <ul style="list-style-type: none"> <li>• must have a red circle and a diagonal line superimposed over a black symbol of a car on a white background</li> <li>• may be used only at the entrance to a bicycle path or multi-use trail to indicate that motor vehicles other than motorcycles, all-terrain vehicles and snowmobiles are prohibited in a specific area</li> <li>• may be used in combination with an “except authorized vehicles” tab sign (R-107)</li> </ul>
RB-89	<p><b>“Automobiles and motorcycles prohibited” sign</b></p> <ul style="list-style-type: none"> <li>• must have a red circle and a diagonal line superimposed over a black symbol of car above a black symbol of a motorcycle, all on a white background</li> <li>• may be used only at the entrance to a bicycle path or multi-use trail to indicate that motor vehicles including motorcycles but not including all-terrain vehicles and snowmobiles are prohibited in a specific area</li> <li>• may be used in combination with an “except authorized vehicles” tab sign (R-107)</li> </ul>
RB-90, RB-91	<p><b>“Reserved bicycle lane” sign</b></p> <ul style="list-style-type: none"> <li>• must have a white background</li> <li>• must have a black symbol of a bicycle to the right of a white diamond on a black rectangular area in the upper left-hand corner of the sign</li> <li>• must have a black arrow that indicates the lane that is reserved for use exclusively by bicycles</li> <li>• the position of a “reserved bicycle lane” sign is determined by the location of the lane for which the sign is intended, as follows: <ul style="list-style-type: none"> <li>- RB-90 must be displayed directly above the reserved bicycle lane</li> <li>- RB-91 must be displayed next installed adjacent to the reserved bicycle lane</li> </ul> </li> <li>• must not be used when a reserved bicycle lane is shared with buses, taxis or high-occupancy vehicles</li> </ul>

RB-92	<p><b>“Reserved bicycle lane ends” sign</b></p> <ul style="list-style-type: none"> <li>• must have a white background</li> <li>• must have a black symbol of a bicycle to the right of a white diamond on a black rectangular area in the upper left-hand corner of the sign, with block capital black letters below</li> <li>• must be installed at the end of a reserved bicycle lane to mark its end</li> </ul>
RB-93	<p><b>“Shared pathway” sign</b></p> <ul style="list-style-type: none"> <li>• must have a white background</li> <li>• must have a green circle circumscribing black symbols of a walking pedestrian and a bicycle</li> <li>• the words “shared pathway” must be below the green circle in block capital black letters</li> <li>• may be used only to indicate that both cyclists and pedestrians are permitted to use a path</li> </ul>
RB-94L, RB-94R	<p><b>“Shared sidewalk or pathway organization” sign</b></p> <ul style="list-style-type: none"> <li>• must have a black symbol of a bicycle and a black symbol of a pedestrian and block capital black letters on a white background</li> <li>• may be used only to indicate to pedestrians and cyclists how to share a sidewalk or pathway on which there is a designated area provided for each</li> </ul>
RB-96	<p><b>“Engine brake prohibited” sign</b></p> <ul style="list-style-type: none"> <li>• must have a white background</li> <li>• must have a black symbol of a truck above the words “engine brake” in block capital letters superimposed over a red circle with a diagonal line through it</li> <li>• may be used only to indicate to drivers that the use of a diesel engine enhanced braking system is prohibited under normal circumstances</li> </ul>
RB-97, RB-98, RB-99, RB-100, RB-101, RB-102, RB-103, RB-104, RB-105	<p><b>“Roundabout lane designation” signs</b></p> <ul style="list-style-type: none"> <li>• must have white curved arrows on a black background</li> <li>• may have a white dot in the centre of the curved arrow</li> <li>• may be used only to indicate that traffic in a lane in a roundabout must proceed in the direction shown for that lane</li> </ul>
RB-100S	<p><b>“Roundabout left lane” tab sign</b></p> <ul style="list-style-type: none"> <li>• must have the words “left lane” in block capital white letters on a black background</li> <li>• must be used only in combination with and displayed under a side-mounted “roundabout lane designation” sign (RB-97, RB-98, RB-99)</li> </ul>
RB-102S	<p><b>“Roundabout centre lane” tab sign</b></p> <ul style="list-style-type: none"> <li>• must have the words “centre lane” in block capital white letters on a black background</li> <li>• must be used only in combination with and displayed under a side-mounted “roundabout lane designation” sign (RB-101, RB-102, RB-103, RB-104)</li> </ul>
RB-104S	<p><b>“Roundabout right lane” tab sign</b></p> <ul style="list-style-type: none"> <li>• must have the words “right lane” in block capital white letters on a black background</li> <li>• must be used only in combination with and displayed under a side-mounted “roundabout lane designation” sign (RB-101, RB-102, RB-103, RB-104)</li> </ul>
RC-2	<p><b>“No fishing from bridge” sign</b></p> <ul style="list-style-type: none"> <li>• must have block capital black letters on a white background</li> </ul>

RC-4L, RC-4R	<p><b>“Stop line” sign</b></p> <ul style="list-style-type: none"> <li>• must have block capital black letters on a white background, together with a black arrow that indicates the location of the stop line at which traffic approaching the traffic control device must stop</li> <li>• must be oriented so that the arrow on the sign points toward the roadway</li> </ul>
RC-5	<p><b>“Littering prohibited” sign</b></p> <ul style="list-style-type: none"> <li>• must have a red circle with a red diagonal line superimposed over a black symbol of a can on a white background</li> </ul>
RC-6 [(optional)]	<p><b>“Seat belt” sign</b></p> <ul style="list-style-type: none"> <li>• must have a green circle circumscribing a black <del>arrow</del> symbol of a seated person wearing a seat belt on a white background</li> <li>• may be used to remind vehicle occupants they must wear seat belts</li> </ul>
RC-6	<p><b>“Seat belt” sign</b></p> <ul style="list-style-type: none"> <li>• must have block capital black letters on a white background</li> <li>• must have a green circle circumscribing a black symbol of a seated person wearing a seat belt on a white background</li> <li>• may be used to remind vehicle occupants they must wear seat belts</li> </ul>
WC-1	<p><b>“School area” sign</b></p> <ul style="list-style-type: none"> <li>• must have a black symbol of a walking schoolboy and schoolgirl on a fluorescent yellow-green background</li> <li>• must be used to indicate the beginning of a school area</li> </ul>
R-100	<p><b>“Wrong way” sign</b></p> <ul style="list-style-type: none"> <li>• must have block capital white letters on a red background</li> </ul>
R-101	<p><b>“Through traffic keep right” sign</b></p> <ul style="list-style-type: none"> <li>• must have block capital black letters on a white background</li> </ul>
R-102	<p><b>“End school area” sign</b></p> <ul style="list-style-type: none"> <li>• must have block capital black letters on a fluorescent yellow-green background</li> <li>• may be used only to indicate the end of a school area and the speed limit in effect is the speed limit that applies immediately before the beginning of that school area</li> <li>• may be used in combination with “end school area” tab sign (R-102T)</li> </ul>
R-102T	<p><b>“End school area” tab sign</b></p> <ul style="list-style-type: none"> <li>• must have block capital black letters on a fluorescent yellow-green background</li> <li>• may be used only in combination with and mounted directly under a “maximum speed” sign (RB-1) to indicate the end of a school area and that the speed limit is as indicated by the RB-1 sign</li> </ul>
R-103T	<p><b>“School area maximum speed 30” tab sign</b></p> <ul style="list-style-type: none"> <li>• must have block capital black letters and black numerals on a white background</li> <li>• may be used only in combination with and displayed under a “school area” sign (WC-1) to indicate that the maximum speed in the school area is 30 km/h when children are present</li> </ul>
R-104T	<p><b>“School area maximum speed 50” tab sign</b></p> <ul style="list-style-type: none"> <li>• must have block capital black letters and black numerals on a white background</li> <li>• may be used only in combination with and displayed under a “school area” sign (WC-1) to indicate that the maximum speed in the school area is 50 km/h when children are present</li> </ul>

R-105	<p><b>“Except with green arrow” sign</b></p> <ul style="list-style-type: none"> <li>• must have block capital black letters on a white background</li> </ul>
R-107	<p><b>“Except authorized vehicles” tab sign</b></p> <ul style="list-style-type: none"> <li>• must have block capital black letters on a white background</li> <li>• may be used only in combination with and displayed under any of the following signs to indicate that approaching authorized vehicles (as determined by the traffic authority under whose authority the signs are erected) are not required to comply with the sign under which the tab sign is displayed: <ul style="list-style-type: none"> <li>- “through traffic prohibited” sign (RB-10)</li> <li>- “prohibitive turn control” sign (RB-11L, RB-11R or RB-16)</li> <li>- “restrictive turn control” sign (RB-14L, RB-14R, RB-15 or RB-15A)</li> <li>- any other regulatory sign that an approaching authorized vehicle is not required to comply with</li> </ul> </li> </ul>
R-108	<p><b>“Time” sign</b></p> <ul style="list-style-type: none"> <li>• must have block capital black letters and black numerals on a white background</li> <li>• may be used only in combination with and displayed under a “turn control” sign (RB-11 to RB-16A inclusive) a “do not pass” sign (RB-31) or a “do not enter” sign (RB-23)</li> <li>• the letters and numerals on the “time” sign must indicate the hours of the day and days of the week during which the other sign applies</li> </ul>
R-109	<p><b>“Tow-away zone” sign</b></p> <ul style="list-style-type: none"> <li>• must have block capital red letters on a white background</li> <li>• may be used only in combination with and displayed with a “no parking” sign (RB-51 to RB-52B inclusive) or a “no stopping” sign (RB-55 to RB-57A inclusive)</li> </ul>
R-110	<p><b>“Emergency parking only” sign</b></p> <ul style="list-style-type: none"> <li>• must have block capital black letters on a white background</li> </ul>
R-112	<p><b>“Slow moving vehicles prohibited” sign</b></p> <ul style="list-style-type: none"> <li>• must have a white background</li> <li>• must have a red circle with a red diagonal line superimposed over an orange triangle with a red border</li> </ul>
R-113	<p><b>“Keep off median” sign</b></p> <ul style="list-style-type: none"> <li>• must have block capital black letters on a white background</li> </ul>
R-114	<p><b>“Do not drive on paved shoulder” sign</b></p> <ul style="list-style-type: none"> <li>• must have block capital black letters on a white background</li> </ul>
R-115	<p><b>“Do not cross median” sign</b></p> <ul style="list-style-type: none"> <li>• must have block capital black letters on a white background</li> </ul>
R-116	<p><b>“Street closed local traffic only” sign</b></p> <ul style="list-style-type: none"> <li>• must have block capital black letters on a white background</li> </ul>
R-117, R-118	<p><b>“Road closed detour” sign</b></p> <ul style="list-style-type: none"> <li>• must have block capital black letters and a black single-headed or double-headed arrow on a white background</li> <li>• may be used to indicate that traffic approaching the sign must proceed in the direction, or 1 of the directions, shown by the arrows</li> </ul>
R-119, R-120	<p><b>“All traffic exit left” or “all traffic exit right” sign</b></p> <ul style="list-style-type: none"> <li>• must have block capital black letters and a black arrow on a white background</li> </ul>



R-121	<p><b>“Vehicles over 12 tonnes reduce speed” sign</b></p> <ul style="list-style-type: none"> <li>• must have block capital black letters on a white background</li> </ul>
R-122	<p><b>“Vehicles over 12 tonnes 15 km/h on bridge” sign</b></p> <ul style="list-style-type: none"> <li>• must have block capital black letters on a white background</li> </ul>
R-123	<p><b>“Gross weight” sign</b></p> <ul style="list-style-type: none"> <li>• must have block capital black letters and black numerals on a white background</li> <li>• may be used only in combination with and displayed under a “truck route” sign (RB-61) or “truck prohibition” sign (RB-62)</li> <li>• may be used only to indicate that a vehicle with a gross weight in excess of the gross weight stated on the sign must not be used on the highway</li> </ul>
R-124	<p><b>“Shut off your radio transmitter” sign</b></p> <ul style="list-style-type: none"> <li>• must have block capital black letters on a white background</li> </ul>
R-125	<p><b>“Trucks over 4500 kg registered weight report to scale” sign</b></p> <ul style="list-style-type: none"> <li>• must have block capital black letters on a white background</li> <li>• may be used only to indicate that a vehicle, or vehicle combination, with a total registered weight of over 4500 kg must report to the upcoming scale (truck inspection station)</li> </ul>
R-126	<p><b>“Report to scale when directed” sign</b></p> <ul style="list-style-type: none"> <li>• must have [a] symbol of a black truck and scale and block capital black letters on a white background</li> <li>• may be used only to indicate that truck must report to a scale (truck inspection station) when directed by a “truck report to/bypass scale” sign (R-127)</li> </ul>
R-127	<p><b>“Truck report to/bypass scale” sign</b></p> <ul style="list-style-type: none"> <li>• must have a lighted electronic display on a black background that displays 1 of the following messages in block capital letters: <ul style="list-style-type: none"> <li>- “truck report to scale”, to indicate that a truck must report to the scale (truck inspection station)</li> <li>- “truck bypass scale”, to indicate that a truck may bypass the scale (truck inspection station)</li> </ul> </li> </ul>
R-128	<p><b>“Trucks right lane only next X km” sign</b></p> <ul style="list-style-type: none"> <li>• must have block capital black letters on a white background</li> <li>• may be used only to indicate that a driver of a vehicle, or vehicle combination, with a registered weight in excess of 4500 kg must use only the right lane for the distance specified on the sign</li> </ul>
R-129	<p><b>“Do not pass here to crosswalk” sign</b></p> <ul style="list-style-type: none"> <li>• must have a white background</li> <li>• must have a red circle with a red diagonal line superimposed over 2 black symbols of a car, with the words “do not pass here to crosswalk” in block capital black letters below the symbols</li> </ul>
R-130	<p><b>“Shared sidewalk” sign</b></p> <ul style="list-style-type: none"> <li>• must have a white background</li> <li>• must have a green circle circumscribing a black symbol of a walking pedestrian above a black symbol of a bicycle</li> <li>• must have the words “shared sidewalk” in block capital black letters below the green circle</li> <li>• may be used only to indicate that cyclists and pedestrians may use the sidewalk, as determined by the traffic authority under whose authority the sign is erected</li> </ul>



R-200	<p><b>“No lane change ahead” sign</b></p> <ul style="list-style-type: none"> <li>• must have block capital black letters on a white background with an upward pointing black arrow</li> <li>• may be used only in advance of a “no lane change” sign (R-201) or “no lane change” overhead sign (R-202) to indicate that there is an area ahead where traffic must not change from one lane to another</li> </ul>
R-201	<p><b>“No lane change” sign</b></p> <ul style="list-style-type: none"> <li>• must have block capital black letters on a white background</li> <li>• may be used only to indicate the beginning of an area where traffic must not change from one lane to another</li> </ul>
R-202	<p><b>“No lane change” overhead sign</b></p> <ul style="list-style-type: none"> <li>• must have block capital black letters on a white background with a downward pointing black arrow</li> <li>• may be mounted only above a lane to indicate that traffic in that lane must not travel from that lane to another lane</li> </ul>
R-203	<p><b>“End no lane change” sign</b></p> <ul style="list-style-type: none"> <li>• must have block capital black letters on a white background</li> <li>• may be used only to indicate the end of no-lane-change area</li> </ul>
<b>Colours Required for Sign Borders</b>	
<b>Border Colour</b>	<b>Sign Designation</b>
white	RA-1, RA-1S to RA-1S5, RA-2, RA-5, RB-3, RB-21, RB-41L to RB-48 inclusive, RB-49, RB-61SC, RB-97 to RB-105 inclusive, R-100
black	RA-3, RA-4, RB-1 to RB-2 inclusive, RB-4 to RB-18 inclusive, RB-23 to RB-40 inclusive, RB-48S, RB-51 to RB-61SB inclusive, RB-62 to RC-6 inclusive, WC-1, R-101 to R-108 inclusive, R-110 to R-126 inclusive, R-128 to R-130 inclusive, R-200 to R-203 inclusive
red	R-109
fluorescent yellow-green	RA-8

3 The Schedule to the regulations is repealed and the attached Schedule is substituted.

Schedule

# PROVINCE OF NOVA SCOTIA SCHEDULE OF OFFICIAL TRAFFIC SIGNS



RA-1  
60 x 60 cm



RA-1S1  
30 x 30 cm



RA-1S2  
30 x 30 cm



RA-1S3  
30 x 30 cm



RA-1S4  
30 x 15 cm



RA-1S5  
40 x 15 cm



RA-2  
75 cm sides



RA-3L  
60 x 75 cm



RA-3R  
60 x 75 cm



RA-4L  
60 x 75 cm



RA-4R  
60 x 75 cm



RA-5L  
60 x 75 cm



RA-5R  
60 x 75 cm



RA-8  
30 x 75 cm



RB-1  
60x75 cm



RB-2  
60x75 cm



RB-3  
60x45 cm



RB-4  
60x75 cm



RB-5  
60 x 75 cm



RB-9S  
60 x 30 cm



RB-10  
60 x 60 cm



RB-11L  
60 x 60 cm



RB-11R  
60 x 60 cm



RB-11S1  
60 x 30 cm



RB-14L  
60 x 60 cm



RB-14R  
60 x 60 cm



RB-15  
60 x 60 cm



RB-15A  
60 x 60 cm



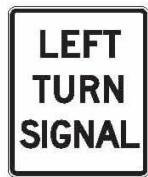
RB-16  
60 x 60 cm



RB-17R  
60 x 90 cm



RB-17L  
60 x 90 cm



RB-18  
60 x 75 cm



RB-21  
90 x 30 cm



RB-23  
60 x 60 cm

# PROVINCE OF NOVA SCOTIA SCHEDULE OF OFFICIAL TRAFFIC SIGNS



RB-24 60 x 75 cm    RB-25 60 x 75 cm    RB-31 60 x 60 cm    RB-32 60 x 60 cm    RB-33 60 x 60 cm    RB-33S1 60 x 30 cm    RB-33S2 60 x 30 cm



RB-34 60 x 75 cm    RB-35 60 x 75 cm    RB-36 90 x 150 cm    RB-37 60 x 75 cm    RB-38 60 x 75 cm    RB-39 60 x 75 cm    RB-40 45 x 75 cm



RB-41L 60 x 60 cm    RB-41R 60 x 60 cm    RB-42L 60 x 60 cm    RB-42R 60 x 60 cm    RB-43 60 x 60 cm    RB-44 60 x 60 cm    RB-45 60 x 60 cm



RB-46L 60 x 60 cm    RB-46R 60 x 60 cm    RB-46A 60 x 60 cm    RB-46B 60 x 60 cm    RB-47L 60 x 60 cm    RB-47R 60 x 60 cm    RB-47A 60 x 60 cm



RB-47B 60 x 60 cm    RB-47C 60 x 60 cm    RB-47D 60 x 60 cm    RB-47E 60 x 60 cm    RB-48 60 x 60 cm    RB-48S 60 x 30 cm

# PROVINCE OF NOVA SCOTIA SCHEDULE OF OFFICIAL TRAFFIC SIGNS



RB-49  
90 x 75 cm



RB-51  
30 x 30 cm



RB-52  
30 x 45 cm



RB-52A  
30 x 45 cm



RB-52B  
30 x 45 cm



RB-53  
30 x 45 cm



RB-55  
30 x 30 cm



RB-57  
30 x 45 cm



RB-57A  
30 x 45 cm



RB-61  
60 x 60 cm



RB-61SA  
60 x 45 cm



RB-61SB  
60 x 45 cm



RB-61SC  
60 x 45 cm




RB-62  
60 x 60 cm



RB-63  
60 x 75 cm



RB-63A  
90 x 90 cm



RB-63B  
90 x 120 cm



RB-65  
60 x 60 cm



RB-67  
60 x 60 cm



RB-67  
60 x 60 cm



RB-68  
30 x 45 cm



RB-69  
60 x 60 cm



RB-70  
60 x 60 cm



RB-73L  
60 x 45 cm



RB-73R  
60 x 45 cm



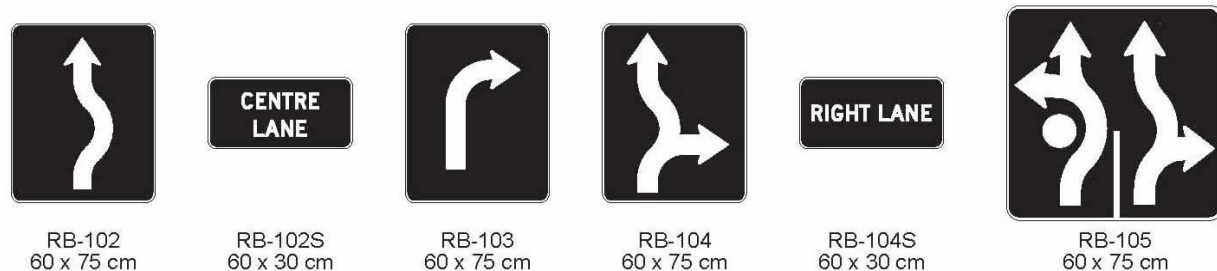
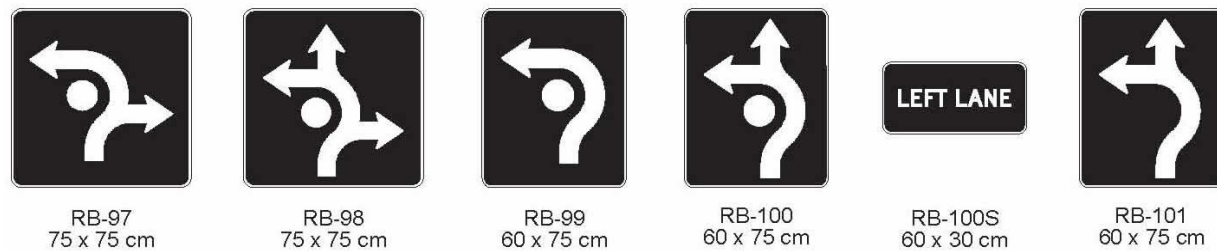
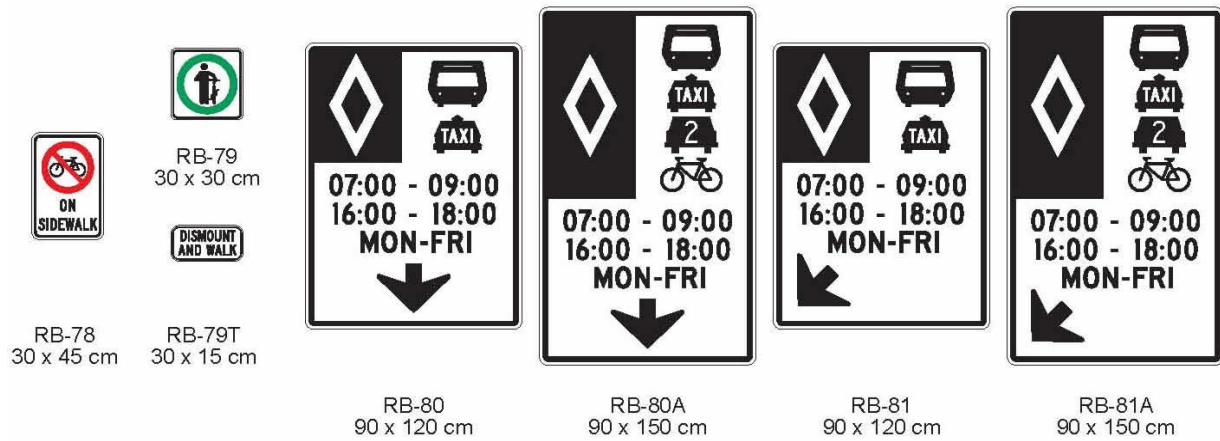
RB-76  
210 x 90 cm



RB-77  
210 x 90 cm



# PROVINCE OF NOVA SCOTIA SCHEDULE OF OFFICIAL TRAFFIC SIGNS



# PROVINCE OF NOVA SCOTIA SCHEDULE OF OFFICIAL TRAFFIC SIGNS



RC-2  
45 x 60 cm



RC-4L  
60 x 75 cm



RC-4R  
60 x 75 cm



RC-5  
60 x 60 cm



RC-6  
75 x 75 cm



RC-6 (OPTIONAL)  
240 x 120cm



WC-1  
60 x 60 cm



R-100  
90 x 60 cm



R-101  
60 x 75 cm



R-102  
60 x 75 cm



R-102T  
60 x 30cm



R-103T  
60 x 45cm



R-104T  
60 x 75cm



R-105  
60 x 30 cm



R-107  
60 x 45 cm



R-108  
60 x 30 cm



R-109  
30 x 22.5 cm



R-110  
75 x 60 cm



R-112  
60 x 60 cm



R-113  
60 x 45 cm

# PROVINCE OF NOVA SCOTIA SCHEDULE OF OFFICIAL TRAFFIC SIGNS



R-114  
90 x 120 cm



R-115  
75 x 75 cm



R-116  
120 x 75 cm



R-117  
120 x 75 cm



R-119  
300 x 90 cm



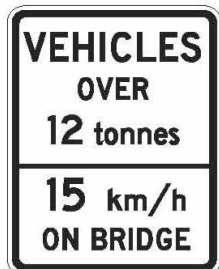
R-118  
120 x 75 cm



R-120  
300 x 90 cm



R-121  
95 x 120 cm



R-122  
95 x 120 cm



R-123  
60 x 45 cm



R-124  
90 x 75 cm



# PROVINCE OF NOVA SCOTIA SCHEDULE OF OFFICIAL TRAFFIC SIGNS



R-125  
335 x 152 cm



R-126  
240 x 240 cm

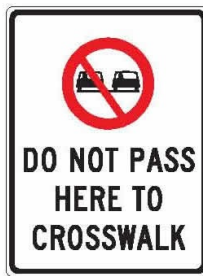


R-127  
240 x 150 cm

# PROVINCE OF NOVA SCOTIA SCHEDULE OF OFFICIAL TRAFFIC SIGNS



R-128  
120 x 150 cm



R-129  
90 x 120 cm



R-130  
30 x 45 cm



R-200  
60 x 75 cm



R-201  
60 x 75 cm



R-202  
60 x 75 cm



R-203  
60 x 75 cm

**N.S. Reg. 43/2016**

Made: March 10, 2016

Filed: March 11, 2016

Petroleum Products Prices

Order dated March 10, 2016  
made by the Nova Scotia Utility and Review Board  
pursuant to Section 14 of the *Petroleum Products Pricing Act*  
and Sections 16 to 19 of the *Petroleum Products Pricing Regulations*

**Order****M07345****In the matter of the *Petroleum Products Pricing Act*****- and -****In the matter of prescribing prices for petroleum products  
pursuant to Section 14 of the *Petroleum Products Pricing Act* and  
Sections 16 to 19 of the *Petroleum Products Pricing Regulations*****Before:** Kulvinder S. Dhillon, P. Eng., Member

**Whereas** the purpose of the *Petroleum Products Pricing Regulations* is to ensure just and reasonable prices for specified petroleum products taking into consideration the objectives of preserving the availability of such products in rural areas, stabilizing prices of such products and minimizing the variances in prices of such products across the Province;

**And whereas** the Nova Scotia Utility and Review Board (“Board”) considered the manner in which it would proceed to set petroleum product prices in its decision, 2006 NSUARB 108, issued on October 16, 2006;

**And whereas** the Board revised the retail margin and transportation allowance effective January 6, 2012, in its decision, 2011 NSUARB 181, issued on November 23, 2011;

**And whereas** the Board revised the wholesale margin effective January 4, 2013, in its decision, 2012 NSUARB 213, issued on December 12, 2012;

**And whereas** the average of the average of the daily high and low reported product prices (in Canadian cents) for the week ended March 9, 2016, are:

Grade 1 Regular gasoline	38.7¢ per litre
Ultra-low-sulfur diesel oil	41.3¢ per litre

**Now therefore** the Board prescribes the benchmark prices for petroleum products to be:

Gasoline:

Grade 1	38.7¢ per litre
Grade 2	41.7¢ per litre
Grade 3	44.7¢ per litre
Ultra-low-sulfur diesel oil	41.3¢ per litre

**And now therefore** the Board has determined, based on historical data regarding price changes and to achieve revenue neutrality, it is appropriate to apply, and the Board so orders, forward averaging corrections of:

Gasoline:	plus 0.3¢ per litre
Ultra-low-sulfur diesel oil:	plus 1.2¢ per litre

**And whereas** a winter blending adjustment of plus 4.3¢ per litre is required for ultra-low-sulfur diesel oil;

**And now therefore** the Board prescribes the prices for petroleum products as set forth in Schedule “A” effective on and after 12:01 a.m., March 11, 2016.

Dated at Halifax, Nova Scotia, this 10th day of March, 2016.

sgd: Bruce A. Kiley  
Clerk of the Board

**Schedule "A"**

**Prices Prescribed for Petroleum Products  
under the *Petroleum Products Pricing Act* and the  
*Petroleum Products Pricing Regulations*  
effective on and after 12:01 a.m. on March 11, 2016**

Nova Scotia Petroleum Price Schedule								
Petroleum Prices in Cents/Litre					Self-Service Pump Prices (Pump Prices includes 15% HST)		Full-Service Pump Prices (Pump Prices includes 15% HST)	
	Base Wholesale Price	Fed. Excise Tax	Prov. Tax	Wholesale Selling Price	Min	Max	Min	Max
<b>Zone 1</b>								
Regular Unleaded	46.1	10.0	15.5	71.6	87.9	89.9	87.9	999.9
Mid-Grade Unleaded	49.1	10.0	15.5	74.6	91.3	93.4	91.3	999.9
Premium Unleaded	52.1	10.0	15.5	77.6	94.8	96.8	94.8	999.9
Ultra-Low-Sulfur Diesel	54.0	4.0	15.4	73.4	89.9	92.0	89.9	999.9
<b>Zone 2</b>								
Regular Unleaded	46.6	10.0	15.5	72.1	88.4	90.5	88.4	999.9
Mid-Grade Unleaded	49.6	10.0	15.5	75.1	91.9	94.0	91.9	999.9
Premium Unleaded	52.6	10.0	15.5	78.1	95.3	97.4	95.3	999.9
Ultra-Low-Sulfur Diesel	54.5	4.0	15.4	73.9	90.5	92.6	90.5	999.9
<b>Zone 3</b>								
Regular Unleaded	47.0	10.0	15.5	72.5	88.9	91.0	88.9	999.9
Mid-Grade Unleaded	50.0	10.0	15.5	75.5	92.3	94.4	92.3	999.9
Premium Unleaded	53.0	10.0	15.5	78.5	95.8	97.9	95.8	999.9
Ultra-Low-Sulfur Diesel	54.9	4.0	15.4	74.3	91.0	93.0	91.0	999.9
<b>Zone 4</b>								
Regular Unleaded	47.1	10.0	15.5	72.6	89.0	91.1	89.0	999.9
Mid-Grade Unleaded	50.1	10.0	15.5	75.6	92.5	94.5	92.5	999.9
Premium Unleaded	53.1	10.0	15.5	78.6	95.9	98.0	95.9	999.9
Ultra-Low-Sulfur Diesel	55.0	4.0	15.4	74.4	91.1	93.2	91.1	999.9
<b>Zone 5</b>								
Regular Unleaded	47.1	10.0	15.5	72.6	89.0	91.1	89.0	999.9
Mid-Grade Unleaded	50.1	10.0	15.5	75.6	92.5	94.5	92.5	999.9
Premium Unleaded	53.1	10.0	15.5	78.6	95.9	98.0	95.9	999.9
Ultra-Low-Sulfur Diesel	55.0	4.0	15.4	74.4	91.1	93.2	91.1	999.9
<b>Zone 6</b>								
Regular Unleaded	47.8	10.0	15.5	73.3	89.8	91.9	89.8	999.9
Mid-Grade Unleaded	50.8	10.0	15.5	76.3	93.3	95.3	93.3	999.9
Premium Unleaded	53.8	10.0	15.5	79.3	96.7	98.8	96.7	999.9
Ultra-Low-Sulfur Diesel	55.7	4.0	15.4	75.1	91.9	94.0	91.9	999.9

**N.S. Reg. 44/2016**

Made: March 15, 2016

Filed: March 15, 2016

Nova Scotia Building Code Regulations—amendment

Order dated March 15, 2016  
Amendment to regulations made by the Minister of Municipal Affairs  
pursuant to Section 4 of the *Building Code Act*

**In the matter of Section 4 of Chapter 46 of the Revised  
Statutes of Nova Scotia, 1989,  
the *Building Code Act***

- and -

**In the matter of an amendment to the *Nova Scotia Building Code Regulations***

I, Zach Churchill, Minister of Municipal Affairs, pursuant to Section 4 of Chapter 46 of the Revised Statutes of Nova Scotia, 1989, the *Building Code Act*, hereby amend the *Nova Scotia Building Code Regulations*, N.S. Reg. 176/2014, made by Order of the Minister of Municipal Affairs dated November 18, 2014, to reflect the new *On-site Sewage Disposal Systems Regulations* made under the *Environment Act*, in the manner set forth in Schedule “A”, effective on and after May 1, 2016.

Dated and made at Halifax, Nova Scotia, March 15, 2016.

sgd: *Zach Churchill*  
Honourable Zach Churchill,  
Minister of Municipal Affairs

**Schedule “A”**

**Amendment to the *Nova Scotia Building Code Regulations*  
made by the Minister of Municipal Affairs  
under Section 4 of Chapter 46 of the Revised Statutes of Nova Scotia, 1989,  
the *Building Code Act***

- 1 Article 1.4.1.1. of the *Nova Scotia Building Code Regulations*, N.S. Reg. 176/2014, made by Order of the Minister of Municipal Affairs dated November 18, 2014, is amended by
- (a) striking out sentence 1.4.1.1.(3) and substituting the following sentence:
    - (3) The authority having jurisdiction may, if applicable, withhold a building permit until satisfied that there is a valid on-site sewage disposal system approval issued by the Department of the Environment or notification has been given to the Department of the Environment for systems that do not require an approval for the construction of a building requiring a new private sewage disposal system.
  - (b) striking out the period at the end of clause 1.4.1.1.(4)(b) and substituting “, or”.
  - (c) adding the following clause immediately after clause 1.4.1.1.(4)(b):
    - (c) until the certificate of installation for the on-site sewage system, where applicable, is provided.

**N.S. Reg. 45/2016**

Made: March 16, 2016

Filed: March 16, 2016

Spring Weight Restrictions Regulations—amendment

Order dated March 16, 2016

Amendment to regulations made by the Director of Operations Services  
Department of Transportation and Infrastructure Renewal  
pursuant to subsection 20(1) of the *Public Highways Act*

**In the matter of Section 20 of Chapter 371  
of the Revised Statutes of Nova Scotia, 1989,  
the *Public Highways Act***

**Order**

Pursuant to subsection 20(1) of Chapter 371 of the Revised Statutes of Nova Scotia, 1989, the *Public Highways Act*, Kevin Mitchell, Director, Operations Services, Department of Transportation and Infrastructure Renewal, hereby orders that the regulations respecting spring weight restrictions, N.S. Reg. 31/2016, made by order of the Executive Director of Maintenance and Operations, Department of Transportation and Infrastructure Renewal dated February 23, 2016, are amended under the heading “Cape Breton County” in Appendix 1: List of Highways Exempt from Spring Weight Restrictions, by

(b) striking out item 4 and substituting the following item:

4. **Trunk 4**, from the former Sydney City limit westerly to the junction of Meadows Road at Sydney Forks, 9.5 km.

**Dated and made** at Halifax, Nova Scotia, on March 16, 2016.

sgd: *Kevin Mitchell*  
Kevin Mitchell, P.Eng.  
Director, Operations Services  
Department of Transportation and Infrastructure Renewal

**N.S. Reg. 46/2016**

Made: March 17, 2016

Filed: March 18, 2016

Gas Distribution Regulations (Nova Scotia)—amendment

Order in Council 2016-67 dated March 17, 2016  
Amendment to regulations made by the Governor in Council  
pursuant to Section 42 of the *Gas Distribution Act*

The Governor in Council on the report and recommendation of the Minister of Energy dated March 10, 2016, and pursuant to Section 42 of Chapter 4 of the Acts of 1997, the *Gas Distribution Act*, is pleased to amend the *Gas Distribution Regulations (Nova Scotia)*, N.S. Reg. 86/98, made by the Governor in Council by Order in Council 1998-576 dated November 10, 1998, to authorize the Nova Scotia Utility and Review Board to permit a franchise holder to provide gas transportation services to a customer at a rate, toll or charge that is lower than the franchise-wide rate, toll or charge for the services for the customer class to which that customer belongs where it is in the public interest to do so, in the manner set forth in Schedule “A” attached to and forming part of the report and recommendation, effective on and after March 17, 2016.

**Schedule “A”**

**Amendment to the *Gas Distribution Regulations (Nova Scotia)*  
made by the Governor in Council under Section 42  
of Chapter 4 of the Acts of 1997,  
the *Gas Distribution Act***

1 Section 16 of the *Gas Distribution Regulations (Nova Scotia)*, N.S. Reg. 86/98, made by the Governor in Council by Order in Council 1998-576 dated November 10, 1998, is amended by adding the following subsections immediately after subsection (1):

- (1A) The Board may approve a rate, toll or charge that is lower than the franchise-wide rate, toll or charge under subsection (1) for a franchise holder to provide gas transportation services to a customer if the Board determines that it is in the public interest to do so.
- (1B) The Board’s approval under subsection (1A) may be subject to any terms or conditions that the Board determines to be appropriate.
- (1C) A franchise holder who is approved by the Board to provide gas transportation services to a customer at a lower rate, toll or charge under subsection (1A) may periodically change the amount of that rate, toll or charge if both of the following conditions are met:
  - (a) the changed rate, toll or charge is
    - (i) equal to or higher than the amount approved by the Board under subsection (1A),
    - (ii) equal to or lower than the franchise-wide rate, toll or charge for the customer class to which the customer belongs;
  - (b) the change is approved by the Board upon summary application by the franchise holder.

3 [2] Subsection 16(2) of the regulations is amended by replacing “subsection (1)” in the first line with “this Section”.



**N.S. Reg. 47/2016**

Made: March 17, 2016

Filed: March 21, 2016

Petroleum Products Prices

Order dated March 17, 2016  
made by the Nova Scotia Utility and Review Board  
pursuant to Section 14 of the *Petroleum Products Pricing Act*  
and Sections 16 to 19 of the *Petroleum Products Pricing Regulations*

**Order****M07357****In the matter of the *Petroleum Products Pricing Act*****- and -****In the matter of prescribing prices for petroleum products  
pursuant to Section 14 of the *Petroleum Products Pricing Act* and  
Sections 16 to 19 of the *Petroleum Products Pricing Regulations*****Before:** Peter W. Gurnham, Q.C., Chair

**Whereas** the purpose of the *Petroleum Products Pricing Regulations* is to ensure just and reasonable prices for specified petroleum products taking into consideration the objectives of preserving the availability of such products in rural areas, stabilizing prices of such products and minimizing the variances in prices of such products across the Province;

**And whereas** the Nova Scotia Utility and Review Board (“Board”) considered the manner in which it would proceed to set petroleum product prices in its decision, 2006 NSUARB 108, issued on October 16, 2006;

**And whereas** the Board revised the retail margin and transportation allowance effective January 6, 2012, in its decision, 2011 NSUARB 181, issued on November 23, 2011;

**And whereas** the Board revised the wholesale margin effective January 4, 2013, in its decision, 2012 NSUARB 213, issued on December 12, 2012;

**And whereas** the average of the average of the daily high and low reported product prices (in Canadian cents) for the week ended March 16, 2016, are:

Grade 1 Regular gasoline	41.7¢ per litre
Ultra-low-sulfur diesel oil	42.6¢ per litre

**Now therefore** the Board prescribes the benchmark prices for petroleum products to be:

Gasoline:

Grade 1	41.7¢ per litre
Grade 2	44.7¢ per litre
Grade 3	47.7¢ per litre
Ultra-low-sulfur diesel oil	42.6¢ per litre

**And now therefore** the Board has determined, based on historical data regarding price changes and to achieve revenue neutrality, it is appropriate to apply, and the Board so orders, forward averaging corrections of:

Gasoline:	plus 0.7¢ per litre
Ultra-low-sulfur diesel oil:	plus 1.3¢ per litre

**And whereas** a winter blending adjustment of plus 4.5¢ per litre is required for ultra-low-sulfur diesel oil;

**And now therefore** the Board prescribes the prices for petroleum products as set forth in Schedule “A” effective on and after 12:01 a.m., March 18, 2016.

Dated at Halifax, Nova Scotia, this 17th day of March, 2016.

sgd: Bruce A. Kiley  
Clerk of the Board

### Schedule "A"

**Prices Prescribed for Petroleum Products  
under the *Petroleum Products Pricing Act* and the  
*Petroleum Products Pricing Regulations*  
effective on and after 12:01 a.m. on March 18, 2016**

Nova Scotia Petroleum Price Schedule								
Petroleum Prices in Cents/Litre					Self-Service Pump Prices		Full-Service Pump Prices	
					(Pump Prices includes 15% HST)			
	Base Wholesale Price	Fed. Excise Tax	Prov. Tax	Wholesale Selling Price	Min	Max	Min	Max
<b>Zone 1</b>								
Regular Unleaded	49.5	10.0	15.5	75.0	91.8	93.8	91.8	999.9
Mid-Grade Unleaded	52.5	10.0	15.5	78.0	95.2	97.3	95.2	999.9
Premium Unleaded	55.5	10.0	15.5	81.0	98.7	100.7	98.7	999.9
Ultra-Low-Sulfur Diesel	55.6	4.0	15.4	75.0	91.8	93.8	91.8	999.9
<b>Zone 2</b>								
Regular Unleaded	50.0	10.0	15.5	75.5	92.3	94.4	92.3	999.9
Mid-Grade Unleaded	53.0	10.0	15.5	78.5	95.8	97.9	95.8	999.9
Premium Unleaded	56.0	10.0	15.5	81.5	99.2	101.3	99.2	999.9
Ultra-Low-Sulfur Diesel	56.1	4.0	15.4	75.5	92.3	94.4	92.3	999.9
<b>Zone 3</b>								
Regular Unleaded	50.4	10.0	15.5	75.9	92.8	94.9	92.8	999.9
Mid-Grade Unleaded	53.4	10.0	15.5	78.9	96.3	98.3	96.3	999.9
Premium Unleaded	56.4	10.0	15.5	81.9	99.7	101.8	99.7	999.9
Ultra-Low-Sulfur Diesel	56.5	4.0	15.4	75.9	92.8	94.9	92.8	999.9
<b>Zone 4</b>								
Regular Unleaded	50.5	10.0	15.5	76.0	92.9	95.0	92.9	999.9
Mid-Grade Unleaded	53.5	10.0	15.5	79.0	96.4	98.4	96.4	999.9
Premium Unleaded	56.5	10.0	15.5	82.0	99.8	101.9	99.8	999.9
Ultra-Low-Sulfur Diesel	56.6	4.0	15.4	76.0	92.9	95.0	92.9	999.9
<b>Zone 5</b>								
Regular Unleaded	50.5	10.0	15.5	76.0	92.9	95.0	92.9	999.9
Mid-Grade Unleaded	53.5	10.0	15.5	79.0	96.4	98.4	96.4	999.9
Premium Unleaded	56.5	10.0	15.5	82.0	99.8	101.9	99.8	999.9
Ultra-Low-Sulfur Diesel	56.6	4.0	15.4	76.0	92.9	95.0	92.9	999.9
<b>Zone 6</b>								
Regular Unleaded	51.2	10.0	15.5	76.7	93.7	95.8	93.7	999.9
Mid-Grade Unleaded	54.2	10.0	15.5	79.7	97.2	99.2	97.2	999.9
Premium Unleaded	57.2	10.0	15.5	82.7	100.6	102.7	100.6	999.9
Ultra-Low-Sulfur Diesel	57.3	4.0	15.4	76.7	93.7	95.8	93.7	999.9