

Nova Scotia Deer Harvest Information

	2018	2019	2020	2021	2022
Total Reported Harvest	9,808	10,255	11,158	10,155	10,053
Total Antlered Deer Harvested	7,214	7,797	8,187	7,323	7,606
Total Antlerless Deer Harvested	2,490	2,328	2,980	2,559	2,464
Total License Sales	46,990	45,458	30,954	48,040	48,702
General Stamp Hunter Success (%)	20.9	20.9	36.0	18.6	19.1
Archery & Muzzleloader Stamps Issued	13,493	13,442	8918	14,762	16,537
Deer Harvested Under Archery & Muzzleloader Stamp	3,504	3,329	4,070	3,629	4,138
Archery and Muzzleloader Stamp Hunter Success (%)	26.0	24.8	45.6	24.5	25.0
Non-Resident Licenses	439	491	178	236	399
Fetuses per 100 Adult Does (> 2.5 years)	108	106	107	101	85
Mean Yearling Antler Beam Diameter (mm)	19.5	17.9	19.6	19.1	18.7
Proportion of Herd Nutritionally Stressed (%)**	8.0	20.9	8.8	9.4	10.6

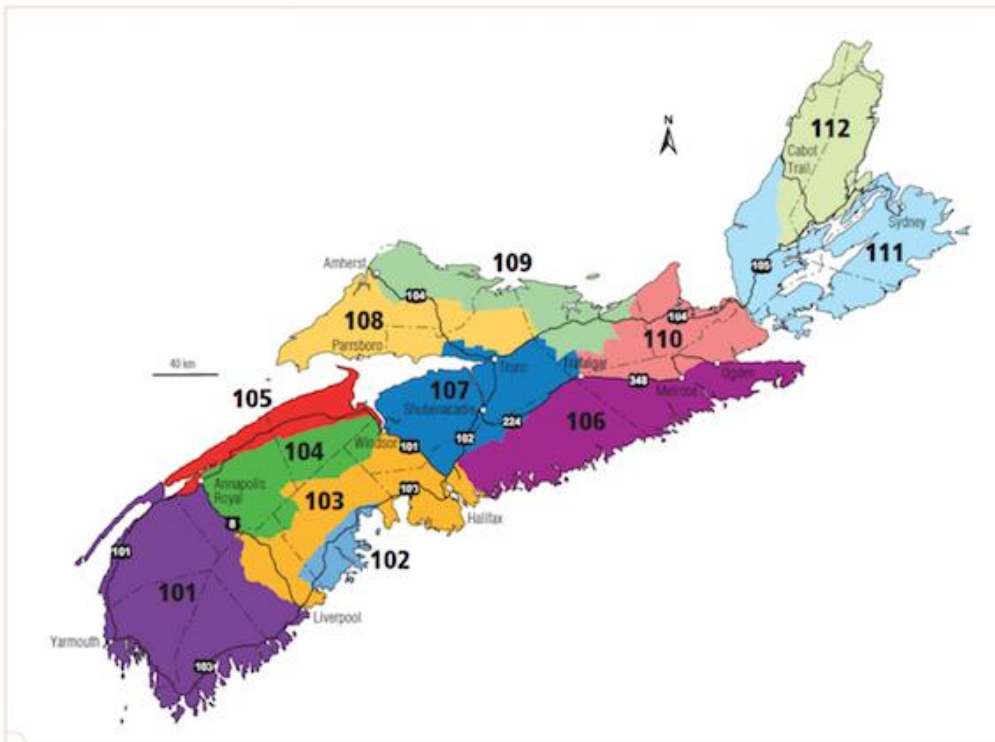
** Determined by assessing bone marrow fat content.

REMINDER: It is **MANDATORY** to report on your hunting license, regardless of success. The Department of Natural Resources and Renewables relies on harvest reporting data for important management decisions, and so efforts to improve this reporting compliance level will be made over the coming hunting seasons.

Deer Harvest Information by zone. Shows buck killed and (antlerless) killed

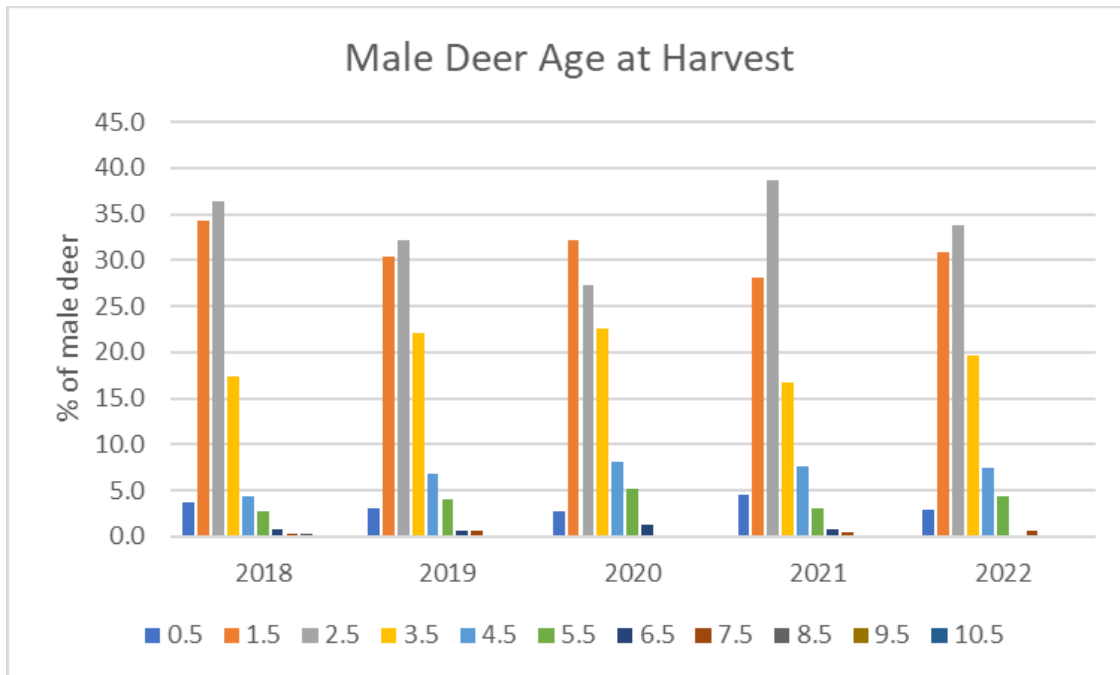
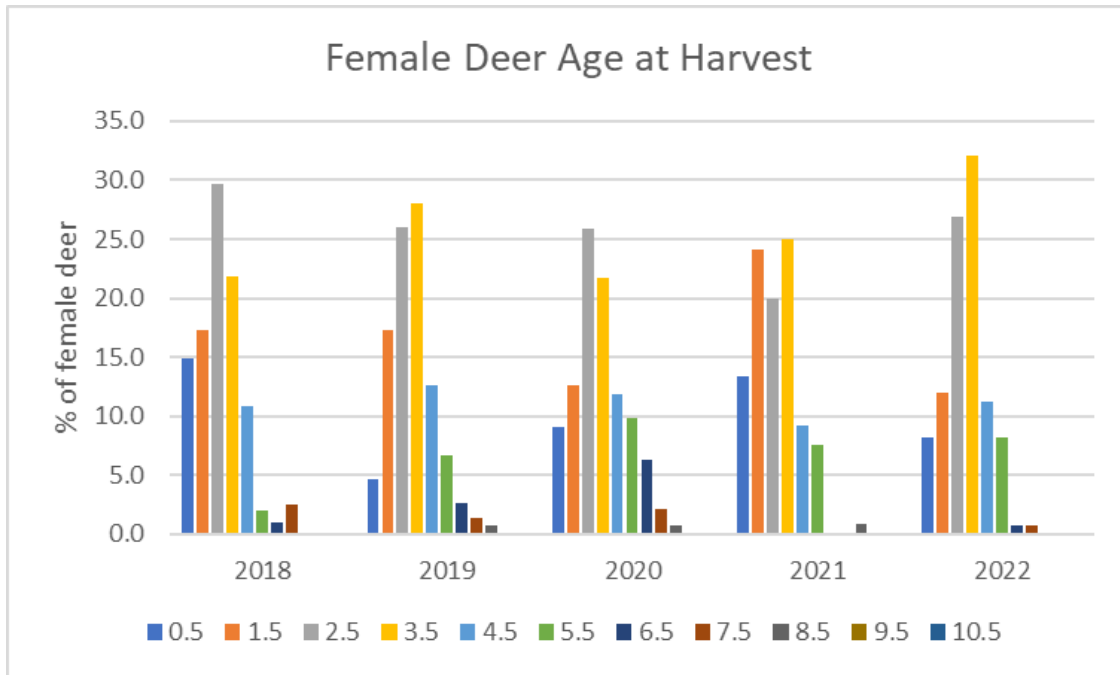
Deer management zones	2018	2019	2020	2021	2022
101	1,457 (320)	1,580 (372)	1,629 (460)	1,421 (616)	1,517 (537)
102	531 (317)	484 (254)	552 (332)	628 (251)	605 (290)
103	874 (300)	935 (249)	1,064 (369)	1,071 (279)	1,091 (264)
104	365 (77)	419 (52)	358 (89)	346 (82)	433 (75)
105	354 (175)	360 (161)	466 (203)	373 (153)	380 (126)
106	408 (78)	420 (68)	462 (94)	443 (127)	451 (91)
107	1,290 (728)	1,478 (702)	1,640 (762)	1,333 (573)	1,386 (652)
108	351 (73)	464 (54)	412 (72)	362 (121)	362 (79)
109	676 (366)	791 (344)	758 (421)	620 (262)	557 (260)
110	312 (44)	322 (67)	279 (65)	302 (83)	316 (72)
111	498 (0)	465 (0)	433 (0)	374 (8)	427 (11)
112	62 (0)	45 (0)	46 (0)	37 (4)	81 (7)
*Total	7,178 (2,478)	7,763 (2,323)	8,149 (2,867)	7,310 (2,559)	7,606 (2,464)

*Totals do not equal Total Deer Harvest reported because of unknown sexes reported

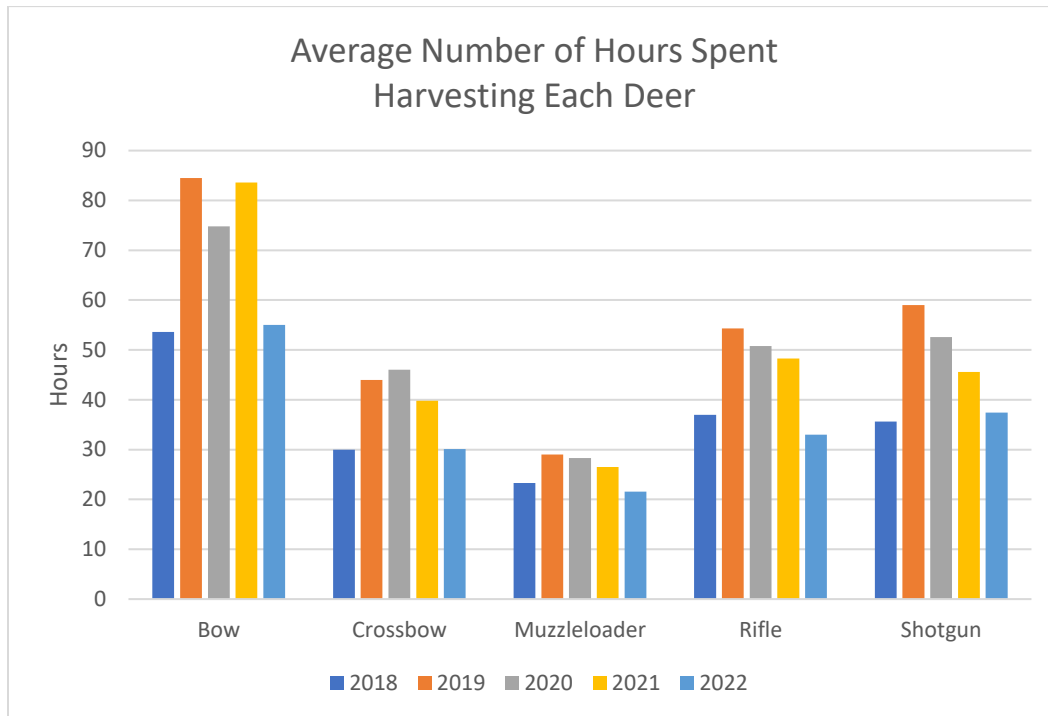


For more information on deer hunting zones and season information please visit <https://novascotia.ca/natr/hunt/>

Age Distribution of Harvested Deer

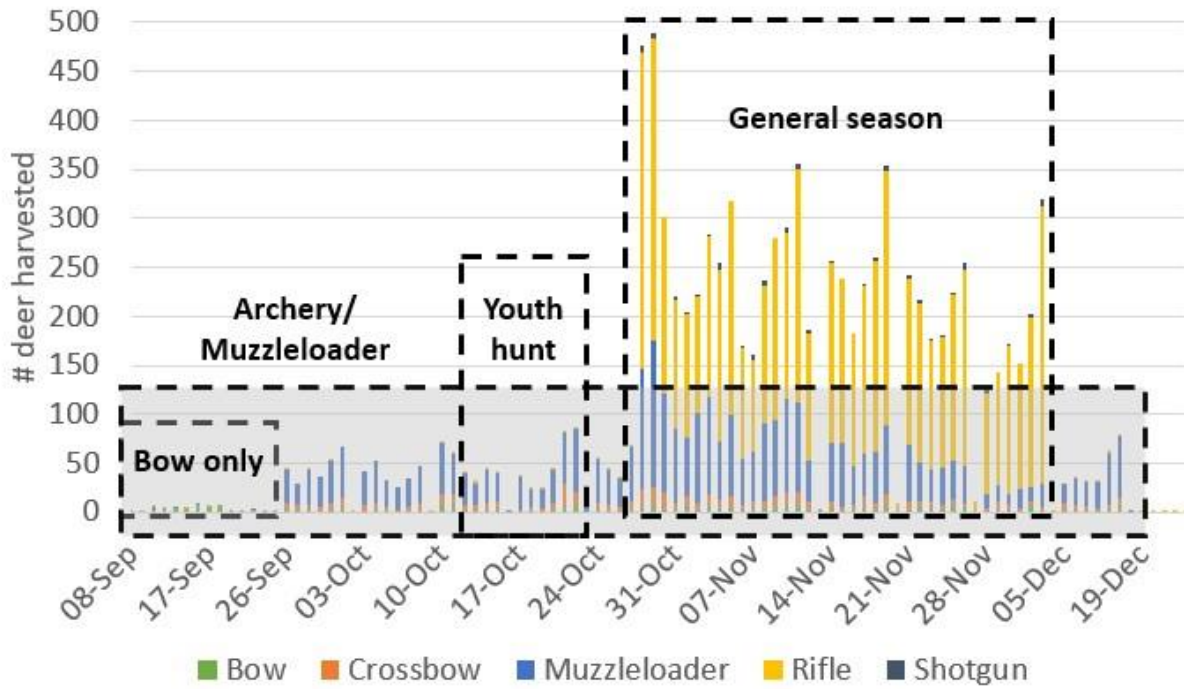


Harvest effort



Harvest effort was calculated using the total number of hours hunters reported hunting with each weapon type and then dividing this sum by the total number of deer killed using each weapon type. To improve the accuracy of this measure, all hunters should report all hours they spent hunting, even when they are not successful.

2022/2023 Deer Harvest by Date and Weapon



All results are based on records submitted before May 16th, 2023.