

REGISTRY OF BUYERS

2003 CALENDAR YEAR



Report on Primary Forest Products Acquired,
Secondary Forest Products Produced and
Wood Acquisition Plan Program

Nova Scotia
Natural Resources

June 15, 2004

Report FOR 2004-5

Table of Contents

Summary	1
Summary of Business Types	1
Total Provincial Harvest All Tenures	2
Total Provincial Harvest Crown Tenure	3
Total Provincial Harvest Industrial Tenure	4
Total Provincial Harvest Private Tenure	5
Total Provincial Harvest Federal Tenure	6
Summary of Firewood Sales Businesses	7
Summary of Export Businesses	7
Summary of Pulp/Paper Businesses	7
Summary of Sawmill Businesses	8
Summary of Chip Plant Businesses	8
Summary of Other Businesses	8
Sawmills by Acquisition Class	9 - 13
Wood Export Businesses by Acquisition Class	14 - 15
Chip Plant Businesses by Acquisition Class	15
Firewood Sales Businesses by Acquisition Class	16
Other Businesses by Acquisition Class	17
Pulp/Paper Businesses by Acquisition Class	17

WOOD ACQUISITION PLAN

Wood Acquisition Plan Summary for 2003	18
Summary of Wood Acquisition Plan Requirements and Silvicultural Completions	19
Total Wood Acquisitions Requiring Silviculture by Tenure and Species	19
Percent of Total Wood Volumes Requiring W.A.P. Silviculture	19
Summary of Completed Silviculture Area by Category and Tenure	20
Percent of Completed Silviculture Area by Treatment Category	20
Summary of Completed Silviculture by Species Type and Credit Value	21
Summary of Completed Silviculture by Category and Tenure Class	21
Summary of Completed Silviculture Area by Silviculture Category and Tenure Class	22
Percent of Total Area of Completed Silviculture by Tenure and Species	22

NOVA SCOTIA REGISTRY OF BUYERS

SUMMARY - 2003

The total provincial harvest for 2003 is reported to be 6 085 306 cubic metres of solid wood. Of this amount, 85% or 5 185 342 cubic metres were softwood species. The total volume of wood exported was reported to be 1 111 176 cubic metres, or 18% of the total harvest.

The provincial harvest for 2003 shows an increase of 0.4% when compared to the 2002 harvest of 6 066 392 cubic metres.

Statistical returns were received from 335 Registered Buyers. Data was estimated for 25 non-compliant buyers, for a total of 360 Registered Buyers. Of the 360 buyers, 263 were reported to be active in the 2003 calendar year.

If you have any questions or comments about this report, contact the Registry of Buyers at (902) 893-6270.

SUMMARY OF BUSINESSES BY PRIMARY BUSINESS TYPE NOVA SCOTIA - 2003

	2002	% of Total Harvest	2003	% of Total Harvest
Chip Production Plant	3	10.8%	3	9.7%
Firewood Sales	18	0.3%	18	0.4%
Other	13	1.7%	13	2.0%
Pulp/Paper Mill	3	17.4%	3	24.4%
Sawmill	266	59.8%	271	52.3%
Wood Export	54	10.0%	52	11.2%
Total No. of Buyers	<u>357</u>	<u>100.0%</u>	<u>360</u>	<u>100.0%</u>

TOTAL PROVINCIAL HARVEST - 2003 ALL LAND TENURES BY COUNTY OF ORIGIN, SPECIES AND USE				
County		Provincial m3 solid	Export m3 solid	Total m3 solid
Annapolis	S H	238 234 26 094	20 623 29 639	258 857 55 733
Antigonish	S H	118 935 4 519	6 530 15 315	125 465 19 834
Cape Breton	S H	59 478 11 730	67 381 4 690	126 859 16 420
Colchester	S H	559 966 69 298	156 944 43 304	716 910 112 602
Cumberland	S H	272 628 53 779	220 480 124 445	493 108 178 224
Digby	S H	299 184 46 887	11 855 203	311 039 47 090
Guysborough	S H	366 742 25 156	5 634 21 447	372 376 46 603
Hants	S H	372 787 51 710	35 445 28 448	408 232 80 158
Halifax	S H	740 523 27 174	34 481 39 516	775 004 66 690
Inverness	S H	176 635 18 481	13525 30 543	190 160 49 024
Kings	S H	223 379 24 880	10 323 30 826	233 702 55 706
Lunenburg	S H	275 984 16 218	10 997 5 847	286 981 22 065
Pictou	S H	314 425 38 530	35 619 58 070	350 044 96 600
Queens	S H	181 205 19 235	10 060 14 300	191 265 33 535
Richmond	S H	70 003 2 066	27 630	70 030 2 696
Shelburne	S H	45 743 2 058	637 6 881	46 380 8 939
Victoria	S H	117 359 3 950	15 949 78	133 308 4 028
Yarmouth	S H	95 138 4 017	484 0	95 622 4 017
Total	S H	4 528 348 445 782	656 994 454 182	5 185 342 899 964
Grand Total		4 974 130	1 111 176	6 085 306

TOTAL PROVINCIAL HARVEST - 2003 CROWN OWNERS BY COUNTY OF ORIGIN, SPECIES AND USE				
County		Provincial m3 solid	Export m3 solid	Total m3 solid
Annapolis	S H	2 398 0	0 0	2 398 0
Antigonish	S H	23 499 96	0 64	23 499 160
Cape Breton	S H	15 407 0	0 0	15 407 0
Colchester	S H	34 404 4 771	0 2 803	34 404 7 574
Cumberland	S H	14 666 607	3 380 2 290	18 046 2 897
Digby	S H	1 978 0	0 0	1 978 0
Guysborough	S H	163 069 1 401	0 3 098	163 069 4 499
Hants	S H	4 774 0	0 0	4 774 0
Halifax	S H	52 044 4 729	0 0	52 044 4 729
Inverness	S H	57 854 2 767	0 1 400	57 854 4 167
Kings	S H	452 32	0 0	452 32
Lunenburg	S H	1 577 0	0 0	1 577 0
Pictou	S H	36 699 726	0 2 331	36 699 2 604
Queens	S H	1 061 0	0 0	1 061 0
Richmond	S H	24 015 0	0 0	24 015 0
Shelburne	S H	189 0	0 0	189 0
Victoria	S H	97 612 0	0 0	97 612 0
Yarmouth	S H	9 957 1 960	0 0	9 957 1 960
Total	S H	541 655 17 089	3 380 11 986	545 035 29 075
Grand Total		558 744	15 366	574 110

TOTAL PROVINCIAL HARVEST - 2003 INDUSTRIAL OWNERS BY COUNTY OF ORIGIN, SPECIES AND USE				
County		Provincial m3 solid	Export m3 solid	Total m3 solid
Annapolis	S H	115 111 17 272	2 082 28 295	117 193 45 567
Antigonish	S H	2 091 56	0 0	2 091 56
Cape Breton	S H	0 93	0 17	0 110
Colchester	S H	249 549 41 563	20 038 16 684	269 587 58 247
Cumberland	S H	163 020 33 439	72 630 59 918	235 650 93 357
Digby	S H	102 388 34 428	7 527 149	109 915 34 577
Guysborough	S H	68 598 19 509	0 5 761	68 598 25 270
Hants	S H	202 992 20 517	456 20 240	203 448 40 757
Halifax	S H	415 281 9 298	14 779 37 072	430 060 46 370
Inverness	S H	22 466 861	0 1 645	22 466 2 506
Kings	S H	106 654 16 255	1 305 26 773	107 959 43 028
Lunenburg	S H	66 622 3 606	829 5 106	67 451 8 712
Pictou	S H	86 949 19 309	38 14 965	86 987 34 274
Queens	S H	106 240 15 240	4 611 13 911	110 851 29 151
Richmond	S H	0 0	0 128	0 128
Shelburne	S H	19 681 113	72 4 554	19 753 4 667
Victoria	S H	0 152	0 14	0 166
Yarmouth	S H	3 694 693	0 0	3 694 693
Total	S H	1 731 336 232 404	124 367 235 232	1 855 703 467 636
Grand Total		1 963 740	359 599	2 323 339

TOTAL PROVINCIAL HARVEST - 2003 PRIVATE OWNERS BY COUNTY OF ORIGIN, SPECIES AND USE				
County		Provincial m3 solid	Export m3 solid	Total m3 solid
Annapolis	S H	120 725 8 822	18 541 1 344	139 266 10 166
Antigonish	S H	93 101 4 367	6 530 15 251	99 631 19 618
Cape Breton	S H	44 071 11 637	67 381 4 673	111 452 16 310
Colchester	S H	274 908 22 964	136 906 23 817	411 814 46 781
Cumberland	S H	94 942 19 733	144 470 62 237	239 412 81 970
Digby	S H	194 818 12 459	4 328 54	199 146 12 513
Guysborough	S H	135 075 4 246	5 634 12 588	140 709 16 834
Hants	S H	165 021 31 193	34 989 8 208	200 010 39 401
Halifax	S H	271 940 13 147	19 702 2 444	291 642 15 591
Inverness	S H	96 315 14 853	13 525 27 498	109 840 42 351
Kings	S H	116 274 8 593	9 018 4 053	125 292 12 646
Lunenburg	S H	207 785 12 612	10 168 741	217 953 13 353
Pictou	S H	190 777 18 495	35 581 40 774	226 358 59 269
Queens	S H	73 904 3 995	5 449 389	79 353 4 384
Richmond	S H	45 988 2 066	27 502	46 015 2 568
Shelburne	S H	25 873 1 945	565 2327	26 438 4 272
Victoria	S H	19 747 3 798	15 949 64	35 696 3 862
Yarmouth	S H	81 487 1 364	484 0	81 971 1 364
Total	S H	2 252 751 196 289	529 247 206 964	2 781 998 403 253
Grand Total		2 449 040	736 211	3 185 251

TOTAL PROVINCIAL HARVEST - 2003 FEDERAL OWNERS BY COUNTY OF ORIGIN, SPECIES AND USE				
County		Provincial m3 solid	Export m3 solid	Total m3 solid
Antigonish	S H	244 0	0 0	244 0
Colchester	S H	1 105 0	0 0	1 105 0
Halifax	S H	1 258 0	0 0	1 258 0
Total	S H	2 607 0	0 0	2607 0
Grand Total		2 607	0	2 607

SUMMARY OF FIREWOOD SALES BUSINESSES NOVA SCOTIA WOOD ACQUISITION - 2003					
Firewood Sales Annual Acquisition Class m3 solid	Number of Buyers	Percent of Buyers	Combined Total of Class m3 solid	Average Acquisition per Buyer m3 solid	Percentage of Total Acquisition
Over 1 001	8	44	15 169	1 896	67
1 000 - 1	9	50	7 524	836	33
None	1	6	0	0	0
Total	18	100	22 693	1 261	100

SUMMARY OF WOOD EXPORT BUSINESSES NOVA SCOTIA WOOD ACQUISITION - 2003					
Wood Export Annual Acquisition Class m3 solid	Number of Buyers	Percent of Buyers	Combined Total of Class m3 solid	Average Acquisition per Buyer m3 solid	Percentage of Total Acquisition
Over 45 001	4	8	526 933	131 733	78
45 000 - 5001	3	6	87 560	29 187	13
5 000 - 1	24	46	63 029	2 626	9
None	21	40	0	0	0
Total	52	100	677 522	13 029	100

SUMMARY OF PULP/PAPER BUSINESSES NOVA SCOTIA WOOD ACQUISITION - 2003					
Pulp/Paper Mill Annual Acquisition Class m3 solid	Number of Buyers	Percent of Buyers	Combined Total of Class m3 solid	Average Acquisition per Buyer m3 solid	Percentage of Total Acquisition
Over 100 001	3	100	1 485 131	495 044	100
Total	3	100	1 485 131	495 044	100

SUMMARY OF SAWMILL BUSINESSES NOVA SCOTIA WOOD ACQUISITION - 2003					
Sawmill Annual Acquisition Class m3 solid	Number of Buyers	Percent of Buyers	Combined Total of Class m3 solid	Average Acquisition per Buyer m3 solid	Percentage of Total Acquisition
Over 200 001	4	2	2 028 936	507 234	64
200 000 - 70 001	4	2	500 775	125 194	16
70 000 - 30 001	9	3	349 656	38 851	11
30 000 - 20 001	2	1	43 709	21 855	1
20 000 - 10 001	7	3	106 845	15 264	3
10 000 - 5 001	9	3	60 223	6 691	2
5 000 - 3 001	10	4	40 315	4 032	1
3 000 - 1 001	7	3	12 138	1 734	1
1 000 - 1	149	53	39 623	266	1
None	70	26	0	0	0
Total	271	100	3 182 220	11 742	100

SUMMARY OF CHIP PLANT BUSINESSES NOVA SCOTIA WOOD ACQUISITION - 2003					
Chip Plant Annual Acquisition Class m3 solid	Number of Buyers	Percent of Buyers	Combined Total of Class m3 solid	Average Acquisition per Buyer m3 solid	Percentage of Total Acquisition
Over 100 001	3	100	593 304	197 768	100
Total	3	100	593 304	197 768	100

SUMMARY OF OTHER BUSINESSES NOVA SCOTIA WOOD ACQUISITION - 2003					
Other Annual Acquisition Class m3 solid	Number of Buyers	Percent of Buyers	Combined Total of Class m3 solid	Average Acquisition per Buyer m3 solid	Percentage of Total Acquisition
Over 501	5	38	122 936	24 587	99
500 - 1	3	24	1 500	500	1
None	5	38	0	0	0
Total	13	100	124 436	8 888	100

Sawmills by Acquisition Class

Note: Acquisition Classes are in m³ solid based on wood of Nova Scotia origin.

NAME	LOCATION	COUNTY
<u>Acquiring over 200,001 per year</u>		
BMPC Oakhill Sawmill	Oakhill Road	Lunenburg
Ledwidge Lumber Co. Ltd.	195 Old Post Road, Enfield	Halifax
MacTara Ltd.	9156 Highway 224	Halifax
Truro Lumber Limited	529 Valleydale Road	Colchester
<u>Acquiring 70,001 to 200,000 per year</u>		
Deniso Lebel Inc.	65 Condon Road, Scotsburn	Pictou
Elmsdale Lumber Co. Ltd.	Elmsdale	Hants
Harry Freeman & Son Ltd.	Greenfield	Queens
J.D. Irving Limited- Weymouth Sawmill	PO Box 30, Weymouth	Digby
<u>Acquiring 30,001 to 70,000 per year</u>		
C.E. Harrison & Sons Ltd.	Halfway River	Cumberland
Comeau Lumber Ltd.	Metegan	Digby
F.W. Taylor Lumber Ltd.	Middle Musquodoboit	Halifax
Groupe Savoie Westville Division	2541 Foxbrook Road, Westville	Pictou
Hefler Forest Products Ltd.	230 Lucasville Road	Halifax
Hoeg Bros. Lumber Ltd.	Southampton	Cumberland
Julimar Lumber Co. Ltd.	540 Pleasant Valley, Brookfield	Colchester
N.F. Douglas Lumber Ltd.	Caledonia	Queens
William Brothers (1986) Ltd.	19 Mill Road, Barney’s River	Pictou
<u>Acquiring 10,001 to 30,000 per year</u>		
Barrett Lumber Company Limited	224 Beaverbank Road	Halifax
Turner and Turner Lumber Limited	West Northfield	Lunenburg
Clifford Long & Sons Ltd	White Rock Mills	Kings
Elmer Lohnes Lumbering Ltd.	Wileville	Lunenburg
J.A. Turner & Sons (1987) Ltd.	Cookville	Lunenburg
Lewis Mouldings & Wood Specialists	134 Fort Point Road	Digby
Prime Lumber Limited	Central West River	Pictou
Two Rivers Lumber Ltd.	Waugh’s River, Tatamagouche	Colchester
Wentworth Lumber Ltd.	Hwy. 321, Oxford	Cumberland
<u>Acquiring 5,001 to 10,000 per year</u>		
B.A. Fraser Lumber Ltd.	Margaree Valley	Inverness
Brookfield Lumber Co. Ltd.	560 Main St., Brookfield	Colchester
Daves’ Lumber Ltd	Central West River	Pictou
Edwin Blaikie Lumber Ltd.	5524 Rte. 289, Upper Stewiacke	Colchester
Holdright Lumber Products	10578 Caledonia	Queens
Hugh E. Parks & Sons Ltd.	Sutherlands River	Pictou
Hurlburt Lumber Ltd.	262 Bloomfield Road	Yarmouth
New Arbor Products Limited	2 Willow Lane, Truro NS	Colchester
Wayne B. Millett Lumber and Boxes	Chester Grant	Lunenburg
<u>Acquiring 3,001 to 5,000 per year</u>		

A.F.T. Sawmill Ltd.	St. Joseph	Digby
Forest Insight Ltd.	Sandfield	Cape Breton
L.E. Elliott Lumber Ltd.	35 Windsor Road, New Ross	Lunenburg
Laurie Isenor & Sons Ltd.	Dutch Settlement	Halifax
Lester D. Collicut Forest Products (95)	Windsor Road, Chester	Lunenburg
M.R. MacDonald Holdings Limited	739 Glenfalloch Rd., Woodburn	Pictou
Maurice Bruhm Ltd.	Middle Cornwall	Lunenburg
Murray A. Reeves Forestry Ltd.	23 Fraxville Road, New Ross	Lunenburg
Russell White Lumber Ltd.	North Noel Road	Hants
S.G. Levy & Sons Ltd.	1106 Gaspereau River Rd. (Melanson)	Kings

Acquiring 1,001 to 3,000 per year

Baddeck Valley Wood Producers	Baddeck	Victoria
Bay Lumber Ltd.	81 Port Pervis Road, Baddeck	Victoria
Logs to Lumber Company Ltd.	950 Hwy. 3A Blockhouse	Lunenburg
Marshall Lumber	South Range	Digby
Scotia Pallets Ltd.	21101 Hwy. 316 Goshen	Guysborough
Thomas Scott Lumber Ltd.	59 Toms Road, Barrington	Shelburne
Trijec Lumber Ltd.	Nuttby	Colchester

Acquiring 1 to 1,000 per year

MacKay Lakes Logging Ltd.	Middle Ohio	Shelburne
Altype Carpentry	Upper Lahave	Lunenburg
Amedee Comeau & Sons	Meteghan Station	Digby
Archibald, Carl	Glenmore Road	Halifax
Atwood, David Patrick	437 River Road	Shelburne
Atwood, Edward	601 Oak Park	Shelburne
Aurora Wood Products	Windsor	Hants
Baker, Dawson	RR 2, Chester	Lunenburg
Barteaux, Timothy	Sawmill Creek	Annapolis
Bezanson, Gordon	New Chester	Guysborough
Big Wheel Lumber Company	Etter Road, Mount Uniacke	Hants
Billnor Forest Products	Lower Ohio	Shelburne
Bingley, Vernon	Fisherman’s Harbour	Guysborough
Black Lumber	Lower Main Street, Oxford	Cumberland
Boudreau, Daniel Paul	Wedgeport	Yarmouth
Bras d’Or Mobile Milling Company Ltd.	Black Rock	Victoria
Breen, Joseph	Merland	Antigonish
Brenton, Andrew	2047 Cloverdale Road	Colchester
Brian M. Uhlman Silviculture Ltd.	Pleasant River	Queens
Bruhm, Theodore E.	West Northfield	Lunenburg
C.K. Samson General Contracting	222 Cap La Ronde Road	Richmond
Campbell, Raymond	West New Annan	Colchester
Causeway Wood Products	#379 Hwy. #330	Shelburne
Central Cape Breton Forestry Serv. Ltd.	Christmas Island	Cape Breton
Clyde River Lumber Ltd.	13 Post Office Rd., Clyde River	Shelburne
Cogmagun Sawmilling	760 Cogmagun Road	Hants
Collicut, Fred	Cannan	Lunenburg
Comeau, D. Wayne	Saulnierville	Digby
Comeau, Clement	Comeauville	Digby
Comeau, Simon	St. Joseph	Digby
Conrad, Aubrey	Bridgewater	Lunenburg
Crawley, John	East Preston	Halifax
Crowe, Peter	Manganese Mines	Colchester
D & E Sawmill	Brazil Lake Road	Yarmouth
D. Robinson Lumber	1939 Hwy 221, Welton’s Corner	Kings
D.F. Gaetz Lumber Ltd.	Head of Chezzetcook	Halifax
Davison, Garnett	9495 Hwy. 14, Newport	Hants
Dearmond, Randy	2436 Hwy. 236 Beaverbrook	Colchester

Acquiring 1 to 1,000 per year

DeCoste Lumber	Mattie Settlement	Antigonish
Deveau, Michel R.	Meteghan Stn.	Digby
Doug’s Portable Custom Sawing	236 Middle Rd., Debert	Colchester
Douglas and Charles Moore Lumber	Leitches Creek	Cape Breton
Dueck, Karl	Northfield	Hants
Elliott, Robert	Centre Rawdon, 1844 Hwy. #14	Hants
F. Archibald & Sons	Denver	Guysborough
Falconer, Gerry S.	Scotsburn	Pictou
Far East Enterprises	1269 Brophy Rd	Antigonish
Ford, John W.	Kempt	Queens
Forsyth & Forsyth Lumbering	Coldbrook	Kings
Fox, Harold	RR 3, Truro	Colchester
Fulton Mason Sawmill	Bornieo	Guysborough
George, Barry	Christmas Island	Cape Breton
Grady, Chuck	St. Francis Harbour	Guysborough
Grant, Lauchie	Steep Creek	Guysborough
Greenwood Meadows Ltd.	3035 Cabot Trail, Baddeck	Victoria
Hadley, Curtis	Hadleyville	Guysborough
Handy Mans Lumber	9431 Upper Clyde Road, Welshtown	Shelburne
Harlow, Leslie M.	293 Harlow Road	Queens
Harrington, Charles	Glenholme	Colchester
Hebb, Frasher W. Sr.	1160 New Ross Road	Hants
Heighton, Earl	182 Cape John Road, River John	Pictou
Hillside Lumber	Southside, Boularderie	Cape Breton
Hugh MacInnis Lumber Ltd.	Frenchvale, North Sydney	Cape Breton
Jodrey, Charlie	75 Lake Major Road, Westphal	Halifax
John A. Graham	Lower Economy	Colchester
Johnny Davis	Welshtown	Shelburne
Johns, Bill	Brighton	Digby
Johnson, James A.	East Mountain	Colchester
Joudrey, Michael	River John	Pictou
KAPP Lumber Mill & Production	Little Liscomb	Guysborough
Keith Adams	Southampton	Cumberland
Kell, Jim and Jack	Church St. Extension	Antigonish
Laffin, James	3236 Hwy. 14 (Mill Section)	Hants
Laurent Thibodeau & Son	Meteghan Station	Digby
Lawrence, Peter B.	Beach Meadows, RR 1 Brooklyn	Queens
LeDrew, Cliff	Lake Paul	Kings
Lees, Robert	Union Centre	Pictou
Leopold’s Contracting	Falmouth	Hants
Levy, Ron	Leminster	Hants
Lilly, Brad	RR 1, Lawrencetown	Annapolis
Little Inlet Lumber c/o Merle Crouse	79 Conquerall Road, Hebb’s Cross	Lunenburg
Long, Gerald	Clementsvalle	Annapolis
Lyman Higgins Mill	Crowe’s Mills	Colchester
M.C. Morrison Lumber	Margaree Valley	Inverness
MacDonald’s Sawmill	Jordanville	Guysborough
MacIntosh, Grant	West Cook Cove	Guysborough
MacLean’s Sawmill	RR 7, Antigonish	Antigonish
MacLennan, Cecil Andrew	RR 1, Christmas Island	Cape Breton
MacRae, Ross	Middle River	Victoria
Maillet, Camille	RR 1, Saulnierville	Digby
Marshall, Kenneth Robie	Mount Rose	Annapolis
Martock Lumber	4943 Hwy. 14, Martock	Hants
Meander Wood Services	Brooklyn	Hants
Memorial High School	Point Edward	Cape Breton
Metner, Wes	Wentworth	Cumberland
Middle River Contracting Ltd.	Glengary	Pictou
Mill-em We Will-em Custom Sawing	Chelsea	Lunenburg
Moore, Victor	Stanley Section	Lunenburg
Mullen, Noland	1079 Easton Road	Digby
Neily, Richard C.	Upper Falmouth	Hants

Acquiring 1 to 1,000 per year

Nickerson, C. James	Lower Clyde River	Shelburne
Norman Gaudet Firewood & Lumber	RR 2, Weymouth	Digby
North Range Forest Products	620 North Range Cross Road	Digby
Ogilvie, Allison R.	Spa Springs	Annapolis
Parkwood Land Management Limited	3894 White Hill Road/Union Centre	Pictou
Payson Dobson Lumber Ltd.	Westchester	Cumberland
Penney, Frank and Jack	1125 Hwy. 10 Springfield	Annapolis
Pick Family Hobby Mill	Greenfield	Hants
Quinlan, Edward	45 Manford Street, Clark’s Harbour	Shelburne
R.D. Risser Milling	693 Chaswood-Elderbanks Road	Halifax
R.W. Hayman Logging Ltd.	Keeble	Colchester
Rand, John and Everett	Arlington	Kings
Rasmussen’s Custom Wood Products	200 Park Falls Road	Pictou
Razor’s Edge	Mt. Hanley	Annapolis
Ritchie Barnhill Contracting 2001 Ltd.	Belmont	Colchester
Rivers Bend Wood Products	Pomquet River Road	Antigonish
Riverside Lath & Sawmill	Belleisle	Annapolis
Roach, Paul	Middleton	Annapolis
Robar, Jeffrey P.	Chelsea	Lunenburg
Roch, Fred	Box 209, Middleton	Annapolis
Roscoe, Owen W.	Jordan Falls	Shelburne
Rudolph, Lawrence	Little Liscombe	Guysborough
Rushton Lumber Co.	Portapique-Montrose	Colchester
Sable River Wood Products	1844 Hwy. #103, Sable River	Shelburne
Sam MacDonald’s Lumber	Black Avon Road	Antigonish
Sarty, Merrill	Conquerall Mills	Lunenburg
Sears, Matthew	Pine Tree	Pictou
Shelburne Barrel Factory	27 Dock Street, Shelburne	Shelburne
Sherbrooke Village Sawmill	Sherbrooke	Guysborough
Silver, Michael and Henry	North Brookfield	Queens
Smith, Lester	235 Stewart Road	Pictou
Smithville Forestry & Sawmill Ltd.	699 Smithville Road	Inverness
Spidle, Olin	Big Lots	Lunenburg
Springfield Custom Sawing	891 Lower Springfield Road	Antigonish
Staples Lumber	1236 Onslow Mountain Road	Colchester
Stevens, George R.	Port Bickerton West	Guysborough
Taggart Quality Hardwood	Bass River	Colchester
Taylor, Douglas	Chaswood	Halifax
Thomas, Ray	3189 Beaverbank Road	Hants
Tom Fuller Custom Sawing	1248 Carlton Road	Yarmouth
Tompkins, Alfred	Margaree Forks	Inverness
Toole, Michael	Hwy. 311, The Falls	Colchester
Watt, Robert	Sundridge	Pictou
Webster Farms Ltd.	Cambridge Station	Kings
Whynott “Pine It”	Jordan Falls	Shelburne
Windhorse Farm	Wentzell Lake	Lunenburg
Worthen, Allison Jr.	425 Dodge Road, Wilmot	Annapolis

Acquiring None

AG Spears Sawmill	2121 Carleton Village	Shelburne
Anthony, Richard D.	Kempton Hwy. 8, Rte #11899	Queens
Archibald, C. William	RR 1 Upper Musquodoboit	Halifax
Attwood, Jean	461 Morrison Road, Sydney	Cape Breton
Belliveau, William	St. Bernard	Digby
Big Glen Lumber	Big Glen Road, Marion Bridge	Cape Breton
Bras D’or Saw Mill Inc.	L’Ardoise	Richmond
Brian Hallett Lumber	Hwy. #316 Stormont	Guysborough
Brian’s Sawing & Drying	Beaver Bank	Halifax
Brown, W. Brian	Oxford	Cumberland
Carrigan, Roger L.	General Line Rd., Port Hastings	Inverness

Acquiring None

Chisholm, George	Bear River	Digby
Crossland, Floyd	Clearland	Lunenburg
Currie, John L.	MacAdam's Lake	Cape Breton
Daniel J. LeBlanc	Concessions	Digby
Danny Gaudet	Concessions	Digby
Darrell Lake Forestry	Fox Point	Cumberland
Davidson Port-A-Mill	1392 Black River Rd.	Kings
Debert Lumber Inc.	414 Dakota Rd., Debert	Colchester
Dodsworth, Peter J.	432 Lornevale Rd, Great Village	Colchester
Douglas, Colin	Louisville Road	Pictou
Drybrook Forest Products Ltd	Barney's River	Pictou
Enviro Custom Sawing	Glenhaven HRM	Halifax
Gary LeBlanc Logging & Lumber	Concessions	Digby
Gates, Robert	Shelburne Road, Digby	Digby
Graham, Gerald	Upper Stewiacke	Colchester
Grand Elm Farm	Newport	Hants
Griffin, Lawrence	Coldbrook	Kings
Hazeldale Milling & Trucking Ltd.	Little Narrows	Victoria
Heim, Stephan	Mount Young	Inverness
Hirtle, Frank	Lapland	Lunenburg
Hunt, Henry	South Side Boularderie	Cape Breton
Ibbitson Sawmills Inc.	Lake George Road	Yarmouth
JAK Forestry Products	Mill Village	Queens
John & Tom Robicheau	Maxwellton	Digby
K & B Lumber	21 Gardner's Mills Road	Yarmouth
Laffin, Lewis G.	Pembroke	Hants
Levy, Karl	Sherwood	Lunenburg
Lewis, Lonnie C.	1040 Easton Road	Digby
Loeffler International Ltd.	Economy	Colchester
MacDonald, Francis	Brierly Brook	Antigonish
MacLean, Arthur & Glenn	Margaretsville	Annapolis
MacLean, John D.	Ottawa Brook	Victoria
Marchand, Alzear	Petit de Grat	Richmond
Melanson, Russell	Doucetville	Digby
Mill Lake Band-Saw	Wolfville	Kings
Muskrat Lumber	Summerville	Hants
Neiff Joseph & Assoc. Ltd.	Haines Rd., Midville Branch LaHave	Lunenburg
Neil MacKeigan Lumber Company Limited	6928 Hornes Rd.	Cape Breton
Normandy Lumber	441 Acker Road	Queens
Northfire Farms	Milton	Queens
Oickle, Neil Glen	944 Stanburne Rd, Barss Corner	Lunenburg
Page, Dale	Centre Rawdon	Hants
Page, William D. & Sr.	6367 Hwy. 354 North, Kennetcook	Hants
Quinn, Cyril & Eric	Lakelands	Cumberland
Rector, Stanley	Pettigrew Settlement	Cumberland
Resources 2000 Co-op Ltd.	Wilburn	Inverness
Ripley, Mark	River Philip	Cumberland
Sable Lumber Company	Sable River	Shelburne
St. Mary's Bay Forest Products Ltd.	Hwy #1, Brighton	Digby
Steve Boyle Portable Sawmill	Afton	Antigonish
Todd, Robert H.	Perotte	Annapolis
Vander Giessen, Cornelius	Big Baddeck	Victoria
Woodbury, Ronald	Bridgetown	Annapolis
Woodland Resources	1401 Corkum & Burns Rd., Wolfville	Kings

Wood Export Businesses

Note: Acquisition Classes are in m³ solid based on wood of Nova Scotia origin.

NAME	LOCATION	COUNTY
------	----------	--------

Acquiring over 5,001 per year

Athol Forestry Cooperative	21397 Fort Lawrence Road	Cumberland
Bowater Mersey Paper, Wood Export	Liverpool	Queens
H.A. Fawcett & Son Ltd.	PO Box 2503, Petitcodiac	Out of Province
H.C. Haynes Inc.	Truro	Colchester
J.D. Irving Limited, Woodlands Division	Truro & Weymouth	Digby
Red Point Export Ltd.	3456 Highway 223, Jamesville	Victoria
Weyerhaeuser	Morrison Cove, Miramichi	Out of Province

Acquiring 2,001 to 5,000 per year

Advocate Contracting Ltd.	Advocate Harbour	Cumberland
Great Northern Timber Inc.	Halifax	Halifax
North Nova Forest Owners Co-op Limited	Wentworth	Cumberland
River Philip Contracting Limited	Oxford	Cumberland

Acquiring 1 to 2,000 per year

3068568 Nova Scotia Ltd.	Pinehurst	Lunenburg
Baird, John	RR 3, Oxford	Cumberland
Calley & Currier Company Inc.	Mill St. \$ Route 11, Patten	Out of Province
Carter, Aubrey R.	East Leicester	Cumberland
Catou Kilns Ltd.	Samson’s Cove	Richmond
Century Forestry Consultants Ltd.	Scotsburn	Pictou
Charles Perry Forestry Services Ltd.	37 New Prospect Rd., Parrsboro	Cumberland
Columbia Forest Products	Presque Isle	Out of Province
Delta Forest Products Ltd.	Richmond, B.C.	Out of Province
Future Forestry Service Co-op Ltd.	239 MacLellans Brook Road	Pictou
Gordon, Dwayne	Oxford	Cumberland
Gordon, Hunter	Black River Road, Oxford	Cumberland
Great Northern Timber Resources	Halifax	Halifax
Guenter Eichert Timbertrading	18650 Country Harbour Lake	Guysborough
J.W. Tanner Logging Ltd.	Bass River	Colchester
Kevin Langille Logging & Contracting Ltd.	Scotsburn	Pictou
Kim Construction	2110 Gulf Shore Road	Cumberland
Langille, Melvin	Central New Amman	Colchester
McCormick, Karen	3810 Amherst Head	Cumberland
New Wave Forestry	Thorburn	Pictou

Acquiring None

Adrien, Arseneault Sawmill Ltee	Balmoral	Out of Province
Atcon Plywood Inc	Miramichi, NB	Out of Province
Atcon Veneer Products Inc.	Napadogan, NB	Out of Province
Bob O’Leary	46 Avon St.	Colchester
C.F. Robinson Trucking Ltd.	Hardwoodlands	Hants
Felix Huard Inc.	Luceville, Quebec	Out of Province
G.E. Collins & Sons Ltd	Canaan Mountain	Cumberland
Hawkes, Gary B.	Tidnish	Cumberland
Island Forest Management Ltd.	Georgetown, P.E.I.	Out of Province
Jaco Logging	Church Point	Digby
Jim Miller	Truro, N.S.	Colchester
K.V. Tattie Forestry Ent.	Malagas	Cumberland
Little River Farms	Little River	Cumberland
Milltown Forestry Services Limited	Old Barns	Colchester
O’Leary’s Forest Products Ltd	Brookfield	Colchester

Acquiring None

R. Slocum Enterprises Limited	East Apple River	Cumberland
Riverside Forestry Limited	Hammonds Plains	Halifax
Smith, Keith D.	Bass River	Colchester
Steven Blois Logging	Portapique	Colchester
T & M Forestry Resources Ltd.	Onslow	Colchester
T.H. Wood Logging	Baie Verte	Out of Province
The North East Timber Company Ltd.	Antigonish	Antigonish
Timberland Management Ltd.	335 Mt. Pleasant Rd, Digby	Digby
Timberland Resources & Trucking	335 Mt. Pleasant Rd., Digby	Digby
YSC Forest Products Association Inc.	Fredericton, N.B.	Out of Province

Chip Plant Businesses

Note: Acquisition Classes are in m³ solid based on wood of Nova Scotia origin.

NAME	LOCATION	COUNTY
<u>Acquiring over 100,001 per year</u>		
J.D. Irving Limited - Weymouth Chip Plant	PO Box 30, Weymouth	Digby
Keyword Recovery Incorporated	2715 Hwy. #4, Glenholme	Colchester
Northern Fibre Terminal Inc.	Sheet Harbour Industrial Port	Halifax

Firewood Sales Businesses

Note: Acquisition Classes are in m³ solid based on wood of Nova Scotia origin.

NAME	LOCATION	COUNTY
<u>Acquiring over 1,001 per year</u>		
Barrett Enterprises	Beaver Bank	Halifax
E.B. Corkum Farm and Forest Ltd.	Port Williams	Kings
Good Wood Fuel	129 Duke St., Bedford	Halifax
Porter, Eugene B.	Lakeville	Kings
Rowter, Wayne	RR 2 Caledonia	Queens
Silvicon Limited	71 Lanceleve Crescent, Marion Bridge	Cape Breton
Wilfred H. Kinsman Forest Products	Cambridge	Kings

Acquiring 1 to 1,000 per year

Brazil Lake Enterprises	1010 Brazil Lake Rd., Yarmouth Co.	Yarmouth
Conform Limited	Middle Musquodoboit	Halifax
Conway Workshop Association	63 Shreve Street	Digby
Joseph L. Pottie Enterprises Ltd.	West L’Ardoise	Richmond
La Foret Acadienne Limitee	Concession	Digby
LeBlanc, Anselm	Weymouth	Digby
LeMoine’s Fuelwood	Mayfield Farm North Sydney	Cape Breton
MacKay, David	765 Willow Street, Truro	Colchester
Pearse, Geoffrey	Albany	Annapolis
Purdy Resources Ltd.	Williamsdale	Cumberland

Acquiring None

Daniels Forestry Products	240 Murphy Road, (240) Lk. Egmount	Halifax
---------------------------	------------------------------------	---------

Other Businesses

Note: Acquisition Classes are in m³ solid based on wood of Nova Scotia origin.

NAME	LOCATION	COUNTY
<u>Acquiring over 501 per year</u>		
E & M Burgess Enterprises Ltd.	1736 Wentworth Road	Hants
Kenomee Log Homes Ltd.	Economy	Colchester
Louisiana-Pacific Canada Limited	East River	Lunenburg
North-Lumber-Land Resources	Truro	Colchester
Stella Jones Inc.	278 Park Street, Truro	Colchester
<u>Acquiring 1 to 500 per year</u>		
Corkum’s Forest Products Ltd.	36 Soldier Road, Falmouth	Hants
Heartwood Log Homes Ltd.	East Margaretsville	Annapolis
Timberstone Log Homes Ltd.	1505 Harrington Rd.	Kings
<u>Acquiring None</u>		
Brooklyn Power Corporation	Brooklyn	Queens
Chedabucto Log Home Construction Ltd.	Boylston	Guysborough
Hardie, Robert	Oxford	Cumberland
Legacy Forestry Consulting	Fredericton, N.B.	Out of Province

Pulp/Paper Mill Businesses

Note: Acquisition Classes are in m³ solid based on wood of Nova Scotia origin.

NAME	LOCATION	COUNTY
<u>Acquiring over 100,001 per year</u>		
Bowater Mersey Paper Company Limited	Brooklyn	Queens
Kimberly-Clark Nova Scotia	Abercrombie Point	Pictou
Stora Enso Port Hawkesbury	Point Tupper	Richmond

WOOD ACQUISITION PLAN PROGRAM

Summary

The Wood Acquisition Program (W.A.P.) required by the Forest Sustainability Regulations completed the fourth year of operation in 2003. All Registered Buyers that acquired greater than 5,000 m³ from privately owned forest lands in Nova Scotia during the 2003 calendar year were required to submit a Wood Acquisition Plan for that volume in 2004. Most compliant Registered Buyers opted for undertaking a silviculture program for the year 2003, and submitted a summary of completed silviculture (Form D, Part III) for claim in 2003 along with supporting silviculture site location details.

The volumes from 2003 that required a Wood Acquisition Plan totaled 5.481 million cubic metres (Table 1). From those volumes, a total of 9.568 million silviculture credit value was required in year 2003, and the summary reports indicated that 15.229 million silviculture credits were claimed, which included 13.706 million silviculture credits and 1.523 million administrative credits (Table 1). In addition to claimed silviculture credits, Registered Buyers contributed 102,209 dollars to the Sustainable Forestry Fund in 2003. In comparison to year 2002, required silviculture credit decreased by 32% and completed silviculture claimed decreased by 17% in 2003. This reduction can be attributed to a one year silviculture requirement of 70% of required value due to the regulatory change for wood chips. The 70% requirement was in effect for 2003. Industrial silviculture credits exceeded credits required in 2003 (Table 1) by 2.8 million. Private silviculture credit value claimed exceeded credits required by 2.6 million and completed hardwood silviculture on both Industrial and Private landowners exceeded credit value required (Table 1).

A total of 31,855 hectares of silviculture for a credit value of 13.707 million were claimed in 2003 (Table 2). Established Plantation (Category 2), recorded the most area claimed at 26.31% which accounted for 39.75% of total credit value (Table 2). Natural Regeneration Establishment (Category 1a), recorded 22.42% in area but accounted for only 2.6 percent of total credit value claimed in 2003 (Table 2). Categories 3 to 5 each had at least 10% of claimed area, Category 6 had 6% and only Categories 1b, and 7 each contributed less than 1% of total area claimed in 2003 (Table 2). Softwood silviculture completed on all lands was 96 percent of the total credit value claimed in year 2003 (Table 3).

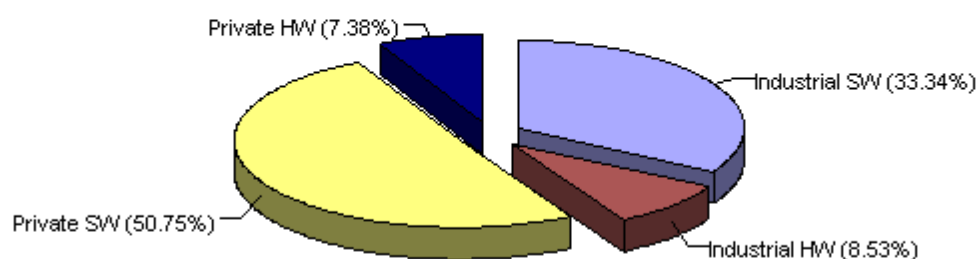
A breakdown of completed silviculture by category and ownership is described in Table 4. Private silviculture value claimed in the Wood Acquisition Plans for 2003 totaled 7.4 million credits (Table 4). An additional 0.60 million dollars of silviculture was completed on private woodlots through the silviculture program operated by the Association of Sustainable Forestry with DNR silviculture funding in year 2003. Total private woodlot silviculture value completed in 2003 was 8.0 million. Industrial silviculture claimed through Wood Acquisition Plans for year 2003 totaled 6.3 million credits (Table 4).

A summary of completed silviculture area claimed in year 2003 by silviculture category, ownership and species type is included in Table 5.

TABLE 1. SUMMARY OF WOOD ACQUISITION PLAN REQUIREMENTS AND SILVICULTURAL COMPLETIONS BY TENURE - 2003

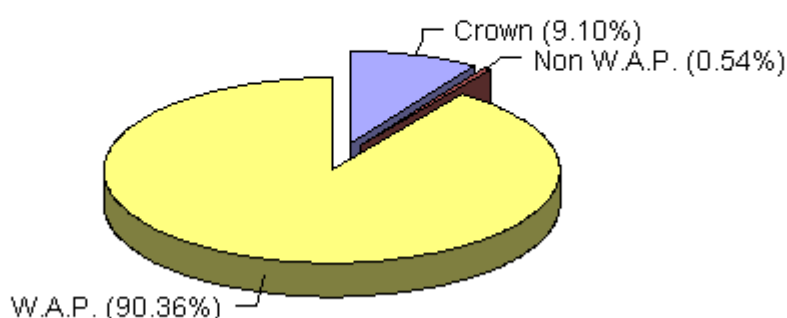
Tenure	Species	Wood Acquisition (m ³)	Required Silviculture Credit Value (70% of Actual) 2003	Completed Silviculture Credit Value 2003
Industrial	Softwood	1,827,266	3,837,259	6,712,961
Industrial	Hardwood	467,719	192,566	295,766
Sub-Total		2,294,985	4,029,825	7,008,727
Private	Softwood	2,781,882	5,389,889	7,959,308
Private	Hardwood	404,569	149,086	261,453
Sub-Total		3,186,451	5,538,975	8,220,761
TOTAL		5,481,436	9,568,800	15,229,488
Total Administrative Credits Applied				1,522,812
Net Completed Silviculture Credit Value				13,706,677

Total Wood Acquisitions Requiring Silviculture by Tenure & Species, 2003



W.A.P. Total: 5,481,436 m³

Percent of Total Wood Volumes Requiring W.A.P. Silviculture, 2003



PFP Total: 6,085,306 m³

TABLE 2. SUMMARY OF COMPLETED SILVICULTURE BY SILVICULTURE CATEGORY, AREA AND CREDIT VALUE - 2003		
Category	Area (hectares) (%)	Credit Value (%)
1a. Natural Regeneration Establishment < 500 ha	7,140.8 (22)	357,041 (3)
1b Natural Regeneration Establishment > 500 ha	94.3 (< 1)	28,287 (< 1)
2. Established Plantation	8,382.1 (26)	5,448,378 (40)
3. Early Competition Control: Plantation & Natural	5,258.0 (17)	1,577,406 (12)
4. Plantation (2): Density Controlled & Released	3,829.1 (12)	1,914,555 (14)
5. Natural (1): Density Controlled & Released	4,517.9 (14)	3,388,425 (25)
6. Commercially Thinned	2,029.0 (6)	811,604 (6)
7. Quality Improvement:		
(a) Crop Tree Released	204.2 (< 1)	61,269 (< 1)
(b) Crop Trees Pruned	278.5 (< 1)	83,547 (< 1)
(c) Selection Managed	120.55 (< 1)	36,165 (< 1)
TOTALS	31,854.5	13,706,677

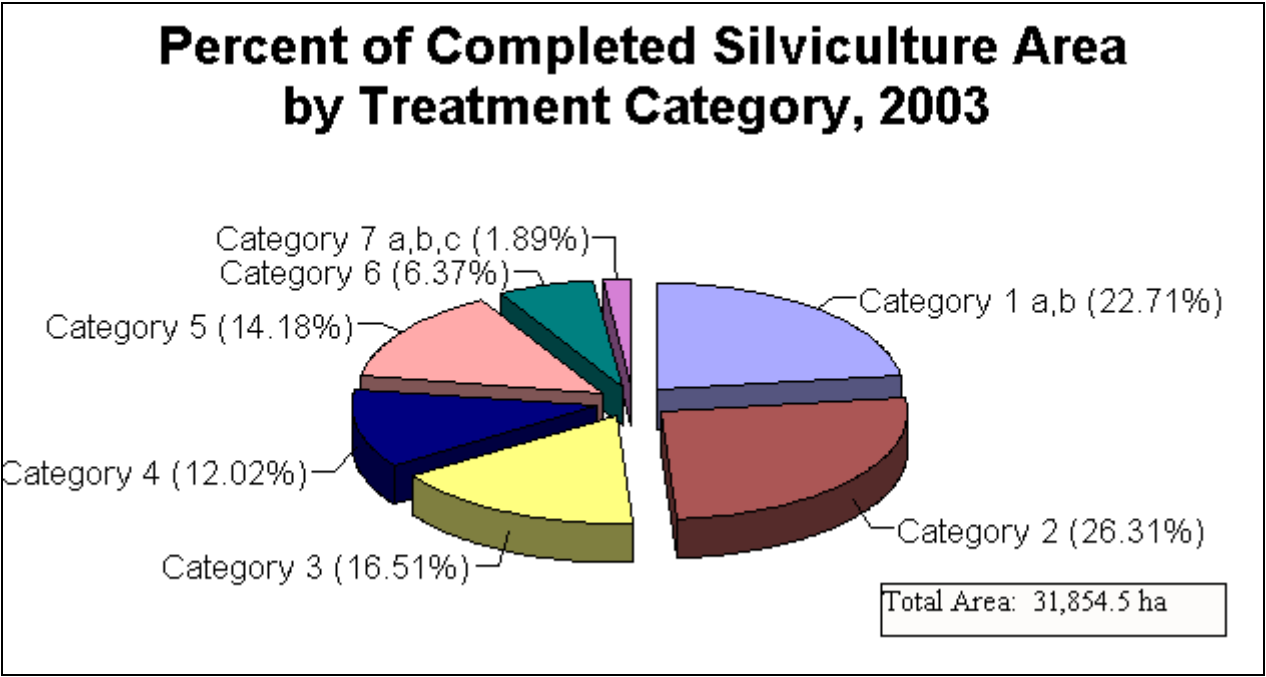


TABLE 3. SUMMARY OF COMPLETED SILVICULTURE BY SPECIES TYPE AND CREDIT VALUE - 2003		
Species Type	Credit Value	% of Total
Softwood	14,672,269	96%
Hardwood	557,219	4%
Total	15,229,488	100

TABLE 4. SUMMARY OF COMPLETED SILVICULTURE BY CATEGORY AND TENURE CLASS - 2003		
Category	Credit Value	
	Industrial	Private
1a Natural Regeneration Establishment < 500/ha	292,408	64,633
1b Natural Regeneration Establishment > 500/ha	1,230	27,057
2. Established Plantation	1,768,715	3,679,663
3. Early Competition Control: Plantation & Natural	745,683	831,723
4. Plantation (2): Density Controlled & Released	1,279,665	634,890
5. Natural (1): Density Controlled & Released	1,498,980	1,889,445
6. Commercially Thinned	673,684	137,920
7. Quality Improvement: (a) Crop Tree Released	32,628	28,641
(b) Crop Trees Pruned	14,460	69,087
(c) Selection Managed	465	35,700
TOTALS	6,307,918	7,398,759
	13,706,677	

TABLE 5. SUMMARY OF COMPLETED SILVICULTURE AREA (HECTARES) BY SILVICULTURE CATEGORY AND TENURE CLASS - 2003				
Category	Area Treated (hectares) Tenure Class			
	Industrial Softwood	Private Softwood	Industrial Hardwood	Private Hardwood
1a Natural Regeneration Establishment < 500/ha	2,073.96	1,012.11	3,774.20	280.54
1b Natural Regeneration Establishment > 500/ha	4.10	90.19	0.00	0.00
2. Established Plantation	2,721.10	5,661.02	0.00	0.00
3. Early Competition Control: Plantation & Natural	2,485.61	2,772.41	0.00	0.00
4. Plantation (2): Density Controlled & Released	2,559.33	1,269.78	0.00	0.00
5. Natural (1): Density Controlled & Released	1,933.89	2,280.50	64.75	238.76
6. Commercially Thinned	1,684.21	282.55	0.00	62.25
7. Quality Improvement:				
(a) Crop Tree Released	60.56	95.47	48.20	0.0
(b) Crop Trees Pruned	0.0	230.29	48.20	0.0
(c) Selection Managed	1.55	61.29	0.0	57.1
TOTAL AREA	13,524.3	13,755.6	3,935.4	639.3
TOTAL AREA BY SPECIES (%)	27,279.9 (86%)		4,574.6 (14%)	

